

: inbani

Through every daily conversation with you, every comment, improvement and response, we reach the gratifying experience of witnessing all our efforts become a tangible reality.

Es gratificante experimentar cómo todo el esfuerzo se convierte en una realidad tangible, que palpamos en cada respuesta, contacto o conversación diaria contigo.



0

This is bathroom 2

| | | | | | |
|-----|-----------------------------|---|-----|-------------------------|----|
| 0.1 | Introduction / Introducción | 6 | 0.3 | Inbani experience | 10 |
| 0.2 | Design everyday | 8 | 0.4 | Designers / Diseñadores | 14 |

1

Collections 24

| | | | | | |
|-----|--------|-----|-----|-----------|-----|
| 1.1 | Forma | 26 | 1.6 | Fluent | 282 |
| 1.2 | Giro | 74 | 1.7 | Bowl | 300 |
| 1.3 | Strato | 102 | 1.8 | Structure | 320 |
| 1.4 | Origin | 226 | 1.9 | Tambo | 328 |
| 1.5 | Facett | 276 | | | |

2

Products 342

| | | | | | |
|-----|-------------------------------------|-----|-----|--------------------------|-----|
| 2.1 | Washbasins / Lavabos | 344 | 2.4 | Accessories / Accesorios | 414 |
| 2.2 | Tops & worktops / Tapas y encimeras | 372 | 2.5 | Taps / Grifería | 422 |
| 2.3 | Bathtubs / Bañeras | 392 | | | |

3

Finishes 428

| | | | | | |
|-----|---------------------------------|-----|-----|------------------------|-----|
| 3.1 | Lacquer colors / Colores lacado | 430 | 3.3 | Materials / Materiales | 434 |
| 3.2 | Woods / Maderas | 432 | | | |

4

Appendix 436

| | | | | | |
|-----|------------------|-----|-----|--------------------|-----|
| 4.1 | Awards / Premios | 438 | 4.2 | Credits / Créditos | 440 |
|-----|------------------|-----|-----|--------------------|-----|

O

This is bathroom

Introduction

New concepts lead to better experiences. A young company with a wealth of experience. Created in 2004, Inbani has evolved into a leader in innovation thanks to a conviction to create products which truly benefit the wellbeing of the customer. This brand has quickly developed and grown strong from humble beginnings.

Nuevos conceptos de baño para nuevas experiencias. Con este objetivo, creamos Inbani en 2004. Hoy, gracias a la inversión en tecnología y a nuestra convicción de crear productos que aporten bienestar al usuario, el proyecto iniciado entonces se ha convertido en una realidad, en una marca consolidada.

EN Through an ever-expanding network we distribute to more than 40 countries worldwide. Speaking of 'worldwide', we have been recognised at international fairs such as ISH, SALONI Milan or Maison & Objet and received renowned awards such as Red Dot and Design Plus.

We strive for excellence in all of our products which is why we choose our providers very carefully, looking for the best in Spain and Europe, always ensuring that they can meet our high standards. Every piece is sophisticated down to the smallest detail, because we love what we do.

ES Distribuimos en más de cuarenta países, hemos logrado el reconocimiento en ferias internacionales como ISH, ISALONI Milán o Maison & Objet, e incluso conseguido algunos premios tan importantes como Red Dot o Design Plus.

Buscamos la excelencia en nuestros productos, para ello contamos con la mejor producción de España y Europa. Cada proveedor es seleccionado cuidadosamente atendiendo a nuestros estándares de profesionalidad y compromiso. Cada pieza es sofisticada hasta el último detalle, porque amamos lo que hacemos.









0.2

→ Design everyday

EN Since 2004, we have been working tirelessly to fulfil one of our main objectives: to design. The art of design has always fascinated us and motivated us to find unique creations that correspond to each client's needs, concerns, situation and vision. Doing this whilst creating timeless, everlasting pieces that correspond to a designer's characteristic is indispensable. Once these details have been resolved, we find ourselves having solved the puzzle of creativity and are reminded of why we do what we do; our purpose.

Because without an objective there would be no purpose and without a purpose there would be no sense.

Through closeness, tact and dedication, we strive to analyse every situation to provide the best possible outcome. Through every daily conversation with you, every comment, improvement and response, we reach the gratifying experience of witnessing all our efforts become a tangible reality. This becomes our reward, our function, purpose and sense, and provides us day in and day out, with the passion and power required to invest one hundred percent of ourselves in every decision, actions and thought.

ES Desde 2004 que trabajamos de manera incansable con un propósito: aportar diseño. A partir del diseño de autor y con un carácter atemporal. El diseño siempre ha sido nuestra excusa para buscar nuevas motivaciones para el usuario. Es indispensable estar al lado del mismo para conocer las necesidades, situaciones, inquietudes o detalles que al ser resueltos nos contestan a la pregunta de ¿Por qué? y ¿Para qué hacemos lo que hacemos?

Porque sin una función no habría una forma, porque sin ti no tendría sentido nuestro propósito. Y nos esforzamos en cada situación, desde la cercanía, tacto y esmero analizando la situación para dar la mejor solución posible. Es gratificante experimentar como todo ese esfuerzo se convierte en una realidad tangible, que palpamos en cada respuesta, contacto o conversación diaria contigo. Es la recompensa, y por lo tanto, nuestro alimento para que cada día estemos ahí, dando el cien por cien de cada uno de nosotros en cada gestión, acto o pensamiento.

0.3



→ Inbani experience


EN Customising our products is our speciality, which means we can work with any idea the client proposes. We offer an infinite number of possibilities, allowing us to adapt the furniture to the needs of the customer.


If it isn't hand-crafted, it isn't Inbani. With this premise, we manufacture each part individually, always using the process which is both most efficient and which creates an unbeatable look and feel. Our fully qualified technical department are always on hand to give the best support to our customers with any doubts they may have, in as little time as possible.

ES Somos especialistas en personalizar nuestros productos, pudiendo llevar a cabo cualquier idea propuesta por el cliente. Ofrecemos una infinidad de posibilidades, lo que nos convierte en la mejor opción a sus necesidades.

Si no es hecho a mano, no es Inbani. Con esta premisa abordamos la fabricación personalizada de nuestras piezas, atendiendo a diferentes procesos artesanales hasta conseguir un resultado inmejorable. Contamos con un departamento técnico totalmente cualificado para dar soporte a cualquier duda de nuestros cliente en el menor tiempo posible.









Designers



Versatility, simplicity and professionalism summarise the work of our products' designers and artists. Internationally acclaimed designers Roberto Palomba, Arik Levy or Norm Architects represent an integral part of our brand.

EN Francesc Rifé have come a long way with Inbani. He has played an extensive role in making Inbani what it is today. From designing our stands in international fairs such as ISaloni Milan or ISH Frankfurt to actually being the leading internal designer for our offices.

ES Francesc Rifé tiene una larga trayectoria colaborativa con inbani. Participa activamente en el diseño de stands internacionales como ISaloni Milán o ISH Frankfurt y es el autor del proyecto de interiorismo de las oficinas de esta marca.



→ Francesc Rifé

F. Rifé

EN Interior and Industrial designer, born in Sant Sadurní d'Anoia, in 1969. After a lot of cooperation, in 1994 he opens his Studio of design in Barcelona. Today he counts on a team of 10 persons, having professionals of the different fields of design.

With only 39 years, he has a prolific career as designer, covering different fields of industrial and interior design. In this last field, he gives commercial and particular projects. His philosophy of design is based on the spatial order, the geometrical balance of volumes and the formal sobriety.

ES Interiorista y diseñador industrial, nace en Sant Sadurní d'Anoia en 1969. Tras numerosas colaboraciones, en 1994 funda su propio estudio de diseño en Barcelona. Actualmente, está al mando de un equipo de diez personas compuesto por profesionales de los distintos ámbitos del diseño.

Así, pese a su juventud, lleva a sus espaldas una prolífica carrera como diseñador, abarcando los diversos ámbitos del diseño industrial y el interiorismo. Su filosofía de diseño se basa en el orden espacial, el equilibrio geométrico de volúmenes y la sobriedad formal.

EN Ludovica+Roberto Palomba founded Palomba Serafini Associati in 1994, which is based in Milan. Here they are currently and constantly developing important residential architectural projects as well as other, interior and design projects.

The high quality of their projects and their work is what makes them distinctive. Despite all the awards and accolades they have gained and collected throughout the years, Ludovica+Roberto Palomba's success is measured by their worldly views and experiences to those clients they have encountered previously which is reflected in their dedication to their products.

ES Ludovica+Roberto Palomba fundaron el estudio de arquitectura y diseño Palomba Serafini Associati en 1994 con sede en Milán. Actualmente, es aquí donde siguen trabajando en numerosos proyectos de arquitectura residencial, interiores y de diseño entre otros.

La alta calidad de sus proyectos es su marca distintiva. A pesar de los numerosos premios que atesoran, Ludovica+ Roberto Palomba miden el éxito por la cantidad de personas en todo el mundo que han elegido compartir sus vidas con sus productos.



EN Giro & Forma Collections were presented at ISaloni 2018, both designed by Ludovica + Roberto Palomba with Matteo Bollati and Stefano Contini.

ES Las colecciones Giro y Forma fueron presentadas durante ISaloni 2018. Ambas diseñadas por Ludovica + Roberto Palomba with Matteo Bollati and Stefano Contini.





Norm

EN Jonas Bjerre-Poulsen and Kasper Rønn (Norm Architects) are responsible for the extremely successful Prime washbasins and bathtubs. This collection is one of our most famous and internationally recognised from the Archiproducts Design Award to appearing in publications from magazines such as Wallpaper.

ES Jonas Bjerre-Poulsen y Kasper Rønn (Norm Architects) son los artífices de la exitosa colección de lavabos y bañeras Prime. Esta serie es uno de los bestsellers de inbani y ha sido reconocida internacionalmente con el galardón Archiproducts Design Award o destacada por revistas como Wallpaper.



→ Norm Architects

EN Norm Architects was founded in 2008. Situated in the heart of Copenhagen, Norm works with residential architecture, commercial interiors, industrial design, photography, graphics and art direction.

The name Norm indicates the importance of drawing inspiration from traditions and norms that have been refined for many centuries within the field of architecture and aesthetics. Norm makes it a virtue to focus on quality, durability and timelessness. In spirit with the tradition for Scandinavian simplicity Norm strives to cut to the bone in their designs.

ES Norm Architects fue fundado en 2008. Situado en el corazón de Copenhague, Norm trabaja en la arquitectura residencial, interiorismo de comercios, diseño industrial, fotografía, diseño gráfico y dirección de arte.

El nombre de Norm indica el grado de importancia que tiene como inspiración para ellos las tradiciones y normas que han evolucionado a lo largo de los siglos dentro de los campos de la arquitectura y la estética.

EN Arik exclusively designed for Inbani the Structure, Bowl and Fluent collections. Having won numerous awards from the Design Plus, Red Dot Award, Iconic Awards to the German Design Award. His great contribution to our brand is incomparable.

ES Arik ha diseñado para Inbani las exitosas colecciones Structure, Bowl y Fluent. Logrando galardones como Design Plus, Red Dot Award, Iconic Awards o German Design Award. Su contribución ha sido imprescindible para el reconocimiento de la marca.



→ **Arik Levy**

Arik Levy

EN "Creation is an uncontrolled muscle". Artist, technician, photographer, designer, video artist, Levy's skills are multi-disciplinary and his work can be seen in prestigious galleries and museums worldwide. Hailing originally from Israel and moving to Europe after his first participation in a group sculpture exhibition in Tel-Aviv in 1986, Levy currently works in his studio in Paris.

Considering himself now more of a "feeling" artist, Arik Levy continues to contribute substantially to our interior and exterior milieu, his work including public sculpture, as well as complete environments that can be adapted for multi use.

ES "La creación es un músculo descontrolado". Artista, técnico, fotógrafo, diseñador, artista de video, las habilidades de Levy son multidisciplinarias y su trabajo puede ser apreciado en prestigiosas galerías y museos por todo el mundo.

Actualmente Levy trabaja en su estudio en París. Considerándose así mismo ahora como un artista "emocional", Arik Levy continúa contribuyendo de forma sustancial a nuestro entorno interior y exterior mediante su trabajo incluyendo la escultura pública, así como los múltiples ambientes que pueden ser adaptados para todo tipo de usos.





S-Y



→ **Seung - Yong Song**

EN With a double major in sculpture and design, he pursues the optimum value and quality of each of his works through his extensive knowledge in design techniques, including concept derivation, designing and production technique.

After completing his bachelor's and master's degrees in design at the École Supérieure d'Art et de Design de Reims in France in 2009, he has worked on a large number of furniture and luxury brand projects, with French designers such as Claudio Colucci and Jean Marc Gady. Seung-Yong Song received the Design Plus award whilst the Origin collection was being launched for Inbani in the ISH Frankfurt fair in 2017.

ES Con una doble licenciatura en escultura y diseño, Seung-Yong Song, persigue el valor y la calidad de un trabajo promovido por el conocimiento en técnicas de diseño, incluyendo generación de conceptos, diseño y técnicas de producción.

Tras haber completado el grado universitario y el máster en diseño en École Supérieure d'Art et de Design de Reims en Francia en 2009. Ha trabajado en diversos proyectos de mobiliario y marcas de nivel alto con diseñadores franceses como Claudio Colucci y Jean Marc Gady. Seung-Yong Song obtuvo el premio Design Plus durante la presentación de la colección Origin, para Inbani, en ISH Frankfurt 2017.

1

Collections



Forma

Organic shapes provide contrast to the geometric shapes. Both shapes seamlessly combine to give movement and flexibility to open spaces without losing purpose or functionality.





1.1

→ Shapes contrast

”Formas orgánicas que contrastan con figuras geométricas.
Ambas formas combinan a la perfección.”











EN Wall mounted FORMA unit (FM135) with two doors and two draws lacquered in Lodo 198LT. Matt Solidsurface integrated GIRO37 washbasin top. Basin mixer tap CODE (CD026) in Matt Black.

ES Módulo compacto suspendido FORMA (FM135) con dos puertas y dos cajones en Laca Texturizada Lodo 198 LT. Tapa con lavabo GIRO37 integrado en Solidsurface mate. Grifería lavabo CODE (CD026) en Negro Mate.

FR Meuble suspendu FORMA (FM135) avec deux portes et deux tiroirs en Laqué Texturisé Lodo 198 L. Plan avec vasque GIRO37 encastrée en Solidsurface Mat. Robinetterie vasque CODE (CD026) en Noir Mat.



- EN STRATO Recessed mirror cabinet (ST272E) with two doors and two interior shelves.
- ES Composición formada por dos espejos camerino STRATO empotrados (ST272E) con dos puertas y dos estantes interiores.
- FR Composition formée de deux armoires de rangement suspendus STRATO encastrés (ST272E) avec deux portes et deux étagères intérieures.



→ A frame to cover the eventual unevenness and imperfections that may occur on the wall

”Los espejos camerinos empotrados Strato llevan un marco para la obra, el cual tapa el posible desfase que pueda haber entre la pared y el mueble, quedando la puerta por encima del mismo.”



→ Separadores móviles metálicos para interior de cajones

“Anthracite metallic dividers for the inside of the drawers enable the user to divide the space in the drawers to their personal taste.”







”La importancia de las formas en esta colección diseñada por Ludovica+Roberto Palomba con Matteo Bollati y Stefano Contini es lo que precisamente le da su nombre: Forma.”











”This collection offers an infinite number of possibilities so that it can adapt to any kind of bathroom. Even just having to option of an integrated washbasin adds to the versatility of Forma. Not to mention the variation in materials available that make it unique, tastefully displayed in this cement and wood combination.”





EN Wall mounted FORMA unit (FM119) with two drawers and one door in Burned Sawn Oak (ST432CS). Cementsolid integrated GIRO washbasin (ST432CS). Matt Topsolid freestanding FORMA bathtub (FM011). Freestanding bath mixer tap with hand shower & holder (CDO61) in Brushed Graphite.

ES Módulo compacto suspendido FORMA (FM119) con dos cajones y una puerta en Roble Aserrado Burned S1 454. Tapa con lavabo integrado GIRO (ST432CS) en Cementsolid. Bañera freestanding FORMA (FM010) en Topsolid mate. Grifería bañera freestanding con ducha de mano CODE (CDO61) en Grafito Cepillado.

FR Meuble suspendu FORMA (FM119) avec deux tiroirs et une porte en Chêne Burned Sawn S1 454. Plan avec vasque encastrée GIRO (ST432CS) en Cementsolid. Baignoire autoportante FORMA (FM010) en Topsolid Mat. Robinetterie baignoire autoportante avec douche à main CODE (CDO61) en Brushed Graphite.










EN Wall mounted FORMA unit with two doors (FM106) in Bronzed Wild Oak S3 556. Top mounted was-basin (FM001) in Matt Topsolid. CODE basin mixer tap (CD030) in Glossy Chrome. Illuminated mirror.

ES Módulo suspendido FORMA (FM106) con dos puertas en Roble Salvaje Bronzed S3 556. Lavabo FORMA sobre encimera (FM001) en Topsolid mate. Grifería lavabo CODE (CD030) en Cromo Brillo. Espejo con iluminación.

FR Meuble suspendu FORMA (FM106) avec deux portes en Chêne Bronzed Wild S3 556. Vasque FORMA à poser (FM001) en Topsolid Mat. Robinetterie vasque CODE (CD030) en Chrome Brillant. Miroir avec éclairage.



→ La pureza de la formas y la naturalidad de los materiales

”The combination of these pure shapes with these natural materials create a bright and elegant environment.”

EN FORMA freestanding bathtub (FM010) in Matt
Topsolid. FORMA freestanding towel rack (FM028)
in Glossy Chrome.

ES Bañera freestanding FORMA (FM010) en Topsolid
Mate. Toallero FORMA auto-portante (FM028) en
Cromo Brillo.

FR Baignoire autoportante FORMA (FM010) en
Topsolid Mat. Porte-serviettes FORMA autoport-
ant (FM028) en Chrome Brillant.









EN Wall mounted FORMA unit with two drawers and two doors (FM141) in S1 Sawn Oak 453. Matt Topsolid top mounted FORMA washbasin (FM003). Belleved mirror with LED Lighting (FM705BL). Mirror mounted CODE tap (CD019) in Glossy Chrome.

ES Módulo suspendido con dos cajones y dos puertas (FM141) en madera S1 Roble Aserrado 453. Lavabo FORMA sobre encimera (FM003) en Topsolid mate. Espejo ovalado con bisel e iluminación perimetral (FM705BL). Grifería a pared (CD019) instalada sobre espejo en acabado Cromo Brillo.

FR Meuble suspendu avec deux tiroirs et deux portes (FM141) en bois Chêne Dried Sawn S1 453. Vasque FORMA (FM003) en Topsolid Mat. Miroir oval avec biseau et éclairage périmétrique (FM705BL). Robinetterie murale (CD019) installée sur miroir en Chrome Brillant.





”Sus lavabos con formas orgánicas contrastan con las figuras geométricas que conforman los muebles de esta colección.”

EN Wall mounted FORMA unit with one a door (FM103) lacquered in Ocre 286M. Matt Topsolid oval top mounted FORMA washbasin (FM001). Mirror with LED lighting (FM700BL). Countertop CODE tap in Brushed Gold (CD030). Freestanding towel rack (FM028) in Brushed Gold.

ES Módulo suspendido FORMA de una puerta (FM103) lacado en Ocre 286M. Lavabo FORMA ovalado (FM001) sobre encimera en Topsolid mate. Espejo FORMA con luz LED exterior (FM700BL). Grifería CODE (CD030) instalada sobre encimera en Oro Cepillado. Toallero auto-portante (FM028) acabado en Oro Cepillado.

FR Meuble suspendu avec une porte (FM103) Laqué Ocre 286M. Vasque FORMA ovale (FM001) à poser en Topsolid Mat. Miroir FORMA avec éclairage LED extérieur (FM700BL). Robinetterie CODE (CD030) installée sur plan en Or Brossé. Porte-serviettes autoportant (FM028) en finition Or Brossé.







EN Wall mounted FORMA unit with one drawer (FM101) lacquered in Albero 225M. Matt Solidsurface oval top mounted FORMA washbasin (FM002). Mirror with exterior lighting (FM700BL). CODE tap in Brushed Gold (CD030). Freestanding FORMA table (FM024) in Brushed Gold.

ES Módulo suspendido FORMA de un cajón (FM101) lacado en Albero 225M. Lavabo FORMA ovalado (FM002) sobre encimera en TopSolid mate. Espejo con luz LED exterior (FM700BL). Grifería CODE (CD030) instalada sobre encimera en Oro Cepillado. Mesa auto-portante (FM024) en acabado Oro Cepillado.

FR Meuble suspendu avec un tiroir (FM101) laqué en Albero 225M. Vasque FORMA ovale (FM002) à poser en TopSolid Mat. Miroir FORMA avec éclairage LED extérieur (FM700BL). Robinetterie CODE (CD030) installée sur plan en Or Brossé. Table autoportante (FM024) en finition Or Brossé.



→ Forma se adapta a cualquier tipo de baño

"Thanks to its shapes and the unlimited number of possibilities, this collection can adjust perfectly to any style of bathroom."









”A collection that offers space for movement and flexibility without losing functionality.”



EN Matt Solidsurface wall mounted FORMA unit with one drawer and two doors (FM145) lacquered in Oceano 227M. Belleved mirror with LED light. CODE tap in Glossy Gold (CD030).

ES Módulo suspendido de un cajón y dos puertas (FM145) lacado en Oceano 227M. Tapa en cristal mate (FM545). Lavabo FORMA ovalado (FM002) sobre encimera en Topsolid mate. Espejo con bisel y luz LED exterior. Grifería CODE (CD030) instalada sobre encimera en Oro Brillante.

FR Meuble suspendu avec un tiroir et deux portes (FM145) Laqué Oceano 227M. Plan en Cristal Mat (FM545). Vasque FORMA ovale (FM002) à poser en Topsolid Mat. Robinetterie CODE (CD030) installée sur plan en Or Brillant.





→ Un juego visual de formas y volúmenes

”Just as in a visual game, Forma plays with different shapes and sizes to create unique compositions.”



EN Wall mounted FORMA unit (FM128) with one drawer and two doors lacquered in Musgo 290M. Matt Glass top (FM528). Top mounted FORMA wash-basin in Matt Topsolid. Wall mounted basin mixer tap (CD019) in Glossy Gold.

ES Módulo FORMA compacto suspendido (FM128) con un cajón y dos puertas en Laca Mate Musgo 290M. Tapa simple (FM528) en Cristal Mate. Lavabo FORMA sobre encimera (FM004) en Top-solid mate. Grifería CODE sobre espejo (CD019) en Oro Brillo.

FR Meuble FORMA suspendu (FM128) avec un tiroir et deux portes en Laqué Mat Musgo 290M. Plan (FM528) en Cristal Mat. Vasque FORMA à poser (FM004) en Topsolid Mat. Robinetterie CODE sur miroir (CD019) en Or Brillant.





→ The accessories in this collection play a very important role

”Una colección donde los accesorios tienen una gran importancia e infinidad de acabados. Accesorios y grifería en Oro Brillo con con detalles en Mármol Carrara que aporta luminosidad.”



EN Freestanding FORMA table (FM021) in Carrara Marble. Freestanding FORMA (FM025) table in Glossy Gold. Freestanding CODE bath mixer tap with hand shower and holder (CD061) in Glossy Gold.

ES Mesa autoportante FORMA (FM021) en Mármol Carrara. Mesa autoportante FORMA (FM025) en Oro Brillo. Grifería bañera freestanding con ducha de mano CODE (CD061) en Oro Brillo.

FR Table autoportante FORMA (FM021) en Marbre Carrara. Table autoportante FORMA (FM025) en Or Brillant. Robinetterie autoportante avec douche à main CODE (CD061) en Or Brillant.



Giro



The Giro collection's main goal is to create truly spectacular designs. It does this by playing and complementing every shape imaginable.







1.2

→ Combinación de materiales sobria y elegante

”The art of combining different materials can truly have a dramatic effect on the way a design appears, such as this Strato Unit. The mirrors highlight the colour and the layers of this Smoked Wild Oak finish. Whilst the Black Chrome handles fit perfectly with the grey colour of the mirror. These finishing details leave an elegant, long-lasting impression on the beholder.”

- EN** This composition is made of two floor standing Wild Oak STRATO (ST949) cabinet units finished in Smoked Wild Oak S3 557 and two mirror floor standing STRATO (ST949EA) cabinet units. Handles in Glossy Black Chrome.
- ES** Composición formada por dos módulos auxiliares STRATO al suelo (ST949) en Roble Salvaje S3 Smoked 557 y dos módulos auxiliares STRATO al suelo (ST949EA) con puerta en Espejo Gris. Tiradores en Cromo Brillo Negro.
- FR** Composition formée de deux meubles auxiliaires au sol STRATO (ST949) en Chêne Smoked Wild S3 557 et deux meubles auxiliaires au sol STRATO (ST949EA) avec porte miroir finition Gris. Poignée finition Chrome Noir Brillant.



- EN** Matt solidsurface freestanding GIRO bathtub (GR030). Freestanding CODE bath mixer tap (CD061) in Glossy Black Chrome. BIVIO freestanding towel rack (BV264MN) with a Matt Negro 221M lacquered structure and Black Marquina Marble tray.
- ES** Bañera freestanding GIRO en Solidsurface mate (GR030). Grifo bañera CODE freestanding (CD061) en Cromo Brillo Negro. Toallero autoportante BIVIO (BV264NM) estructura en Laca Negro Mate 221M y bandeja en mármol Negro Marquina.
- FR** Baignoire autoportante GIRO en Solidsurface mat (GR030). Robinetterie baignoire autoportante CODE (CD061) en Chrome Noir. Porte-serviettes autoportant BIVIO structure en laqué Noir Mat 221M (BV264NM) et plateau en Marbre Noir Marquina.







EN Matt Solidsurface freestanding GIRO washbasin (GR002). CODE freestanding basin mixer tap (CD023) in Brushed Gold. GIRO mirror with a Brushed Gold frame (GR060).

ES Lavabo GIRO freestanding (GR002) en Solid-surface mate con complemento toallero en Oro Cepillado. Grifería CODE freestanding (CD023) en Oro Cepillado. Espejo GIRO con marco metálico (GR060) en Oro Cepillado.

FR Vasque autoportante GIRO (GR002) en Solid-surface Mat et porte-serviettes en Or Brossé. Robinetterie autoportante CODE (CD023) en Or Brossé. Miroir GIRO avec cadre métallique (GT060) en Or Brossé.





EN Top mounted GIRO basin in Marquina Black Marble (GR017).
Wall mounted basin CODE (CD019) mixer tap in Glossy Black Chrome.

ES Lavabo GIRO sobre encimera en mármol Negro Marquina (GR017).
Grifería a pared CODE (CD019) en Cromo Negro brillo.

FR Vasque GIRO à poser finition Marbre Noir Marquina (GR017). Robi-
netterie murale CODE (CD019) en Chrome Noir Brillant.

”Giro son formas puramente geométricas. Encajan unas con otras, con precisión, para ofrecer un gran espectáculo visual.”







EN Freestanding GIRO bathtub (GR030) in Matt Solidsurface. L170 W80 H57,5.

ES Bañera exenta GIRO en Solidsurface mate (GR030). L170 W80 H57,5.

FR Baignoire autoportante GIRO en Solidsurface Mat (GR030). L170 W80 H57,5.



EN Top mounted oval GIRO basin (GR013). And a CODE basin mixer tap (CD031M) in Brushed Graphite.

ES Lavabo ovalado GIRO sobre encimera en mármol Negro Marquina (GR013). Grifería CODE monomando lavabo (CD031M) en acabado Grafito Cepillado.

FR Vasque à poser GIRO ovale (GR013) en Marbre Noir Marquina. Robinetterie CODE (CD031M) finition Brushed Graphite.







- EN Floor standing STRATO cabinet unit (ST923CA) in Burned Sawn Oak 454 with Glass Bronze doors. Rectangular Bronzed mirror with top and right side illumination.
- ES Módulo auxiliar STRATO al suelo (ST923CA) con estructura en Roble Aserrado Burned 454 y puerta en Cristal Bronce. Espejo bronce rectangular con luz superior y lateral derecho.
- FR Meuble auxiliaire STATO au sol finition Chêne Burned Sawn (ST923CA) porte vitrée finition Bronze. Miroir rectangulaire en Bronze avec éclairage supérieur et latéral droit.







EN Matt Solidsurface GIRO oval basin with a towel rack in Brushed Graphite (GR006). Freestanding CODE basin mixer tap in Brushed Graphite (CD023).

ES Lavabo GIRO suspendido en Solidsurface mate con accesorio toallero en Grafito Cepillado (GR006). Grifería CODE freestanding en Grafito Cepillado (GR023).

FR Vasque suspendue GIRO en Solidsurface Mat avec porte-serviettes en Brushed Graphite (GR006). Robinetterie autoportante CODE en Brushed Graphite (GR023).





”Anodized black aluminium door frame and handle. The Bronzed glass door gives a warm, open feeling to the unit. The left image shows the different positions of the Code mixer tap handle once it is open!”





EN Top mounted GIRO basin (GR019) in Carrera Marble. GIRO tray (GR021) in Glossy Chrome. CODE Basin mixer tap (CD030) in Glossy Chrome. Click-clack waste (VA410) in Glossy Chrome.

ES Lavabo GIRO sobre encimera en mármol Negro Marquina (GR019). Accesorio GIRO bandeja de apoyo para lavabo (GR021) en Cromo Brillo. Grifería lavabo CODE (CD030) en Cromo Brillo. Valvula (VA410) en Cromo Brillo.

FR Vasque à poser GIRO en Marbre Marquina (GR019). Accessoire GIRO plateau d'appui pour vasque (GR021) en Chrome Brillant. Robinetterie vasque CODE (CD030) en Chrome Brillant.





→ The balance between the Giro accessories and the Code taps.

”La gama de acabados de accesorios Giro corresponde con los acabados de la grifería Code.”



Strato



An exclusive collection of minimalistic shapes, the Strato collection allows the furniture to adapt to each project. This collection is the most versatile and practical in our catalogue.



1.3



EN Wall mounted STRATO unit (ST777) in Grey Sawn Oak 455. Top with integrated SENIO washbasin (ST435 SN) in Carrara marble. Wall mounted CODE (CD019) basin mixer tap in Brushed Inox. Wall mounted STRATO (ST896CA) unit lacquered in Grey Sawn Oak 455 with Grey Glass doors. Wall mounted STRATO unit (ST894ES) lacquered in Grey Sawn Oak 455 with mirror doors.

ES Módulo compacto suspendido STRATO (ST777) en Roble Aserrado Grey 455. Tapa con lavabo SENIO integrado (ST435 SN) en Mármol Blanco Carrara. Grifería a pared CODE (CD019) en Inox Cepillado. Módulo auxiliar vitrina STRATO (ST896CA) cuerpo en Roble Aserrado Grey 455 y puertas en Cristal Gris. Módulo auxiliar vitrina STRATO (ST894ES) cuerpo en Roble Aserrado Grey 455 y puertas acabado espejo.

FR Meuble suspendu STRATO (ST777) en Chêne Grey Sawn 455. Plan avec vasque SENIO encastrée (ST435 SN) en Marbre Carrara. Robinetterie murale CODE (CD019) en Inox Brossé. Meuble auxiliaire vitrée STRATO (ST896CA) en Chêne Grey Sawn 455 et porte en Cristal Gris. Mueble auxiliaire vitrée (ST894ES) en Chêne Grey Sawn 455 et portes finition miroir.





EN Matt Solidsurface freestanding VESTA bathtub (BA005). Freestanding CODE basin mixer tap (CD023) in Glossy Black Chrome. Freestanding TRAY towel rack (TR263 233) lacquered in Blanco Hueso 233M with a Grey Sawn Oak (S3) tray.

ES Bañera freestanding VESTA (BA005) en Solidsurface mate. Grifería CODE freestanding (CD023) en Cromo Brillo Negro. Toallero TRAY auto-portante (TR263 233) con bandeja el Roble Salvaje S3 y cuerpo en Laca mate Blanco Hueso 233M.

FR Baignoire autoportante VESTA (BA005) en Solidsurface Mat. Robinetterie autoportante CODE en Chrome Noir Brillant. Porte-serviettes TRAY (TR263 233) en Laqué Blanco Hueso 233M avec plateau en Chêne Grey Sawn S3.



”Raw materials. Warm and contemporary ranges using cement and shawn cut oak. The black detail on the sides and the unit opening make a big change to esthetics of any product.”

EN This composition is made of a wall mounted STRATO unit (ST744) with two drawers. A wall mounted unit (ST319) with one drawer in Tanned Sawn Oak 451. STRATO mirror with two LED light bands.

ES Composición formada por un módulo compacto suspendido STRATO (ST744) con dos cajones y un módulo suspendido (ST319) con un cajón en Roble Aserrado Tanned 451. Espejo con dos franjas de luz LED.

FR Composition formée d'un meuble suspendu STRATO (ST744) avec deux tiroirs et d'un meuble suspendu (ST319) avec un tiroir en Chêne Tanned Sawn 451. Miroir rectangulaire avec deux franges d'éclairage LED.





→ A stunning contrast between the natural wood and the technical details

”El sistema de gola puede provocar un contraste formal y simbólico. Por un lado, el juego de color y textura, por otro, lo técnico de este perfil controla el aspecto más natural de la madera.”





”The contemporary shapes of the washbasin and the playful lighting combined with the cement top create a unique design.”




EN Cementsolid top with a CUBE (ST440CS) integrated washbasin. Matt Black wall mounted CODE tap (CD019).

ES Tapa con lavabo integrado CUBE (ST440CS) en Cementsolid. Grifería CODE a pared (CD019) en Negro Mate.

FR Plan avec vasque encastrée CUBE (ST440CS) en Cementsolid. Robinetterie murale CODE (CD019) en Noir Mat.





→

EN We are continuously trying to find new ways of elevating our profession and make a design even more one of a kind. We have tried to do that here by really emphasising the materials that the products are made of and the way in which they are used.

Each shape has its own purpose, in this case it is to showcase how this product is made and formed. Its simple design and appearance are determined by the emphasis placed on the aesthetics of the material's natural properties.

ES Desde el diseño revalorizamos los oficios, haciendo énfasis en el respeto y cuidado de los materiales nobles, así como la manera en que se utilizan.

Las formas vienen precedidas por el diseño de mostrar cómo se construyen y fabrican los objetos. Una apariencia simplificada cuyo lenguaje estético depende de las propiedades naturales de los materiales.



- EN** Floor standing SRATO unit (ST701) with legs and a drawer lacquered in Marengo 230LT with handle in Brushed Gold. Top mounted Cementsolid PRIME washbasin (PR005CS). Cementsolid top (ST368). Wall mounted basin mixer tap (CD019) in Brushed Gold. Click-clack waste (VA410) in Brushed Gold.
- ES** Módulo STRATO al suelo (ST701) con patas y un cajón en Laca Texturizada Marengo 230LT con tirador metálico en Oro Cepillado. Lavabo PRIME sobre encimera (PR005CS) en Cementsolid. Tapa simple (ST368) en Cementsolid. Grifería CODE a pared (CD019) en Oro Cepillado. Válvula (VA410) en Oro Cepillado.
- FR** Meuble STRATO au sol (ST701) avec un tiroir et pieds. Vasque PRIME à poser (PR005CS) en Cementsolid. Plan (ST368) en Cementsolid. Robinetterie murale CODE (CD019) en Or Brossé. Bonde (VA410) en Or Brossé.





EN Mirror with Brushed Gold frame. STRATO Unit legs in Brushed Gold.

ES Espejo con laterales metálicos en Oro Cepillado e iluminación LED. Patas para módulos STRATO en Oro Cepillado.

FR Miroir avec cadres métalliques latéraux en Or Brossé et éclairage LED. Pieds pour meubles STRATO en Or Brossé.








EN Composition made of a wall mounted STRATO unit with one drawer (ST319) and a wall mounted STRATO open unit (ST203) in Tanned Wild Oak s3 551 with metallic handle in Brushed Graphite. Top in Grey Pietra Marble (ST370). ORIGIN mirror with LED illumination (OG116L).

ES Composición formada por módulo suspendido STRATO de un cajón (ST319) y módulo STRATO abierto ingletado (ST203) en Roble Salvaje Tanned S3 551 con tirador metálico en Grafito Cepillado. Tapa simple (ST370) en Mármol Pietra Grey. Espejo circular ORIGIN con iluminación LED (OG116L).

FR Composition formée d'un meuble avec un tiroir (ST319) et un meuble STRATO ouvert à onglet (ST203) en Chêne Tanned Wild S3 551 avec Poignée en Graphite Brossé. Plan simple (ST370) en Marbre Pietra Grey. Miroir rond ORIGIN avec éclairage LED (OG116L).







→ **Mármol Pietra Grey**

”The Prime washbasin in Grey Pietra Marble. A simple design, that is timeless and is everlasting.”

- EN Top mounted PRIME washbasin (PRO22) in Grey Pietra Marble.
Basin mixer tap (CD030) in Brushed Graphite.
- ES Lavabo PRIME sobre encimera (PRO22) en Mármol Pietra Grey.
Grifería CODE (CD030) en Grafito Cepillado.
- FR Vasque à poser PRIME (PRO22) en Marbre Pietra Grey. Robinetterie
CODE (CD030) en Graphite Brossé.







EN Matt Solidsurface freestanding PRIME bathtub (PR011). Freestanding bath mixer tap with hand shower & handle (CD061) in Brushed Graphite. Freestanding BIVIO towel rack (TR260 230/TR261 230), lacquered in Matt Marengo 230 and a tray in Tanned Wild Oak S3 551.

ES Bañera freestanding PRIME (PR011) en Solidsurface mate. Grifería CODE bañera freestanding con ducha de mano (CD061) en Grafito Cepillado. Bandejas autoportantes TRAY (TR260 230/TR261 230) estructuras en Laca mate Marengo 230 y bandeja en Roble Salvaje Tanned S3 551.

FR Baignoire autoportante PRIME (PR011) en Solidsurface Mat. Robinetterie baignoire autoportante CODE avec douche à main (CD061) en Graphite Brossé. Plateau autoportante TRAY (TR260 230/TR261 230) en Laqué Mat Marengo 230 et plateau en Chêne Tanned Wild S3 551.





”Strato comes in a large number of shapes and sizes. This framed design accents the external build of the unit, giving it extra depth and shadows.”



EN Wall mounted STRATO unit (ST745) with two drawers and another individual wall mounted STRATO unit (ST316) with one drawer lacquered in Lava 297M. Semi-inset UPDOWN sink in Black Marquina Marble. Two piece mirror with illumination (ST442 SN). CODE tap in Black Chrome (CD019).

ES Composición formada por un módulo STRATO compacto suspendido (ST745) con dos cajones y un módulo STRATO individual suspendido (ST316) con un cajón en Laca mate Lava 297M. Tapa con lavabo semiencastrado UPDOWN (ST442 SN) en mármol Negro Marquina. Espejo con iluminación en dos piezas. Grifería CODE sobre espejo (CD019) en Cromo Negro.

FR Composition formée d'un meuble STRATO suspendu (ST745) avec deux tiroirs et un meuble STRATO individuel (ST316) avec un tiroir en Laqué Mat Lava 297M. Plan avec vasque semi-encastree UPDOWN (ST442 SN) en Marbre Noir Marquina. Miroir avec éclairage en deux pièces. Robinetterie CODE sur miroir (CD019) en Chrome Noir.







→ Lavabo Updown en mármol Negro Marquina

”Updown is a minimalistic washbasin concept which is based on ergonomic studies. The volume is visually split in a upper and lower part. This basin is available in white, black or grey marble.”









EN Wall mounted STRATO unit with one drawer (ST701) and a wall mounted STRATO unit with two drawers (ST706) lacquered in Tierra Verde 298M. Handle in Glossy Black Chrome. Wall mounted cabinet unit (ST904EA) with a grey mirror door. Wall mounted cabinet unit (ST908CA) lacquered in Tierra Verde 298M with two Glass grey doors.

ES Composición formada por un módulo STRATO (ST701) con un cajón y un módulo compacto STRATO (ST706) con dos cajones en Laca Texturizada Tierra Verde 298M con tirador en Cromo Brillo Negro. Composición de módulos auxiliares STRATO formada por un módulo auxiliar (ST904EA) con una puerta en Espejo Gris y un módulo auxiliar (ST908CA) con dos puertas en Cristal Gris, cuerpo en Laca Texturizada Tierra Verde 298M.

FR Composition formée d'un meuble STRATO (ST701) avec un tiroir et un meuble STRATO (ST706) avec deux tiroirs en Laqué Texturisé Tierra Verde 298M avec poignée en Chrome Brillant Noir. Composition de meubles auxiliaires STRATO formée d'un meuble auxiliaire (ST904EA) en Laqué Texturisé Tierra Verde 298M avec porte en miroir Gris et un meuble auxiliaire (ST908CA) en Laqué Texturisé Tierra Verde 298M avec deux portes en Cristal Gris.







EN This composition is made of a STRATO unit with one drawer (ST735) and an open Strato unit (ST955). Carrara marble top (ST374). Metal framed Giro mirror (GR050).

ES Composicion formada por dos módulos suspendidos STRATO con un cajón (ST735) y un módulo suspendido STRATO (ST955) con hueco diáfano en Laca Texturizada Plomo 287LT. Tapa simple en Mármol Blanco Carrara (ST374). Espejo simple circular con marco metálico GIRO (GR050).

FR Composition formée de deux meubles suspendus STRATO avec un tiroir (ST735) et un meuble suspendu STRATO (ST955) avec un espace libre en laqué Texturisé Plomo 287LT. Plan simple en Marbre Carrara (ST374). Miroir rond avec cadre métallique GIRO (GR050).







EN Open STRATO unit (ST955) finished in Plomo 287LT. Metal handle in Glossy Chrome.

ES Módulo STRATO con hueco diáfano ingletado (ST955) en Laca texturizada Plomo 287LT. Tirador metálico en Cromo Brillo.

FR Meuble STRATO avec espace libre à onglet (ST955) en Laqué Texturisé Plomo 287LT. Poignée métallique en Chrome Brillant.

”Delicate details. This Glossy Chrome finish highlights the unique patterns in this Marble top and deepens the greenish blue in the draws. A Glossy option provide a shiny finished that creates an environment plenty of life.”





EN This composition is made of a floor standing two drawer STRATO unit (ST706 and ST744) in Burned Wild Oak 554. A Maquina Black Marble top (ST487). A top mounted oval GIRO basin (GR013). And a CODE basin mixer tap (CD031M) in Brushed Graphite.

ES Composición formada por dos módulos compactos STRATO al suelo con dos cajones (ST706 y ST744) en Roble Salvaje Burned 554. Tapa en mármol Negro Marquina (ST487). Lavabos ovalados GIRO sobre encimera en mármol Negro Marquina (GR013). Grifería CODE monomando lavabo (CD031M) en acabado Grafito Cepillado.

FR Composition de deux meubles avec deux tiroirs (ST706 et ST744) en Chêne Burned Wild 554. Plan en Marbre Noir Marquina (ST487). Vasque à poser GIRO ovale (GR013) en Marbre Noir Marquina. Robinetterie vasque CODE (CD031M) finition Brushed Graphite.







EN Wall mounted STRATO unit with one drawer (ST319). Wall mounted unit with one drawer and an open compartment (ST965) lacquered in Matt Black Antiquo 292. Matt Cementsoid intergrated FLOAR washbasin and top (ST429CS). CODE Basin mixer tap (CD031M) in Brushed Graphite.

ES Composición formada por un módulo STRATO suspendido de un cajón (ST319) y un módulo con un cajón y hueco diáfano (ST965) en laca mate Negro Antiquo 292. Tapa con lavabo FLOAR integrado en Cementsolid (ST429CS). Grifería CODE a pared (CD019M) en acabado Grafito Cepillado.

FR Composition formée d'un meuble STRATO suspendu avec un tiroir (ST319) et un meuble avec un tiroir et un espace libre en Laqué Mat Noir Antiquo 292. Plan avec vasque intégrée FLOAR en Cementsolid (ST429CS). Robinetterie murale CODE (CD019M) en Graphite Brossé.







EN Matt Solidsurface PRIME washbasin (PR002) Wall mounted STRATO unit with two drawers (ST745) in Wild OAK 502. Top in Wild Oak 502 (ST375). Mirror with LED perimeter wall lighting (ST459 7J). Pre-fitted tap hole in the mirror (ES001).

ES Lavabo PRIME en Solidsurface mate (PR002). Módulo compacto suspendido Strato de dos cajones (ST745) en Roble Salvaje 502. Módulo suspendido Strato de un cajón (ST319) en Roble Salvaje 502. Tapa en Roble Salvaje 502 (ST375). Espejos con iluminación perimetral mural LED (ST459 7J). Pre-instalación para grifería en espejo (ES001).

FR Vasque PRIME en Solidsurface mat (PR002). Meuble suspendu avec deux tiroirs (ST745) en Chêne Natural Wild 502. Meuble suspendu Strato avec un tiroir (ST319) en Chêne Natural Wild. Plan en Chêne Natural Wild (ST459 7J). Pré-installation pour robinetterie sur miroir (ES001).



→ Composición dinámica y versátil que combina distintas sensaciones

”Dynamic and versatile units that have the power to create different emotions through their dynamic and versatile nature. Unexpectedly extraordinary combinations can somehow come to life. Such as when the warmth from this Wild Oak and the freshness from the white of the washbasin are combined.”





EN Matt Topsolid top mounted LABO washbasin (La533). Wall mounted unit with one drawer (ST864) lacquered in Matt Uva 256M.

ES Lavabo sobre encimera LABO en Topsolid mate (LA533). Módulo suspendido de un cajón (ST864) en Laca mate Uva 256M.

FR Vasque à poser LABO en Topsolid mat. Meuble suspendu avec un tiroir (ST864) en Laqué Mat Uva 256M.

”The art of nuancing different volumes can truly have a stunning outcome. The unity of this open unit and Labo washbasin contribute to the personality of the space, without abandoning the order nor the complicity of this design.”



EN Recessed mirror cabinet (ST273) lacquered in Matt Uva 256M. The recessed mirror cabinets come with a hidden frame to cover the gap that may exist between the wall and the cabinet. The frame is covered and hidden by the door.

ES Espejo camerino empotrado (ST273 E) en Laca mate Uva 256M. Los Espejos Camerinos Empotrados llevan un marco para la obra, el cual tapa el posible desfase que pueda haber entre la pared y el mueble, quedando la puerta por encima del mismo.

FR Miroir de rangement encastré en Laqué Mat Uva 256M, disposant d'un cadre à installer qui permet de dissimuler les possibles écarts entre le mur et le meuble. La porte se maintient au dessus de ce dernier.









→ Un ambiente elegante, de grandes contrastes y personalidad donde destacan sus texturas y materiales

”Strato provides elegant environments that contrasts each other and creates personality and highlight the different materials.”

- EN** Matt Solidsurface PRIME washbasin (PR001). Wall mounted unit with three doors in Carbon Wild Oak 507. Mirror with a frame in Wild Oak 507 (ST378-I3). The front wooden paddle on the internal drawers are finished in the same finish as the unit.
- ES** Lavabo PRIME en Solidsurface mate (PR001). Módulo compacto al suelo de tres puertas (ST815) en Roble Salvaje Carbon 507. Espejo con marco con repisa en Roble Salvaje 507 (ST378-I3). Los cajones internos llevan los frentes del mismo acabado que el mueble, pudiendo combinarse colores.
- FR** Vasque PRIME en Solidsurface mat (PR001). Meuble au sol avec trois portes (ST815) en Chêne Salvaje Carbon 507. Miroir avec cadre en Chêne Salvaje 507 (ST378-I3). La partie frontale des tiroirs internes est de la même finition que le meuble. Possibilité de combiner différentes couleurs.







EN Wall mounted unit with three drawers (ST706) lacquered in Matt Humo 281M. Mirror with perimeter wall LED lighting (ST364 7A). Pre-fitted tap hole in the mirror (ES001). Wall mounted STRATO unit in Wild Oak 502 with drawers with mitred sides and a U3A wooden front panel.

ES Módulo suspendido de tres cajones (ST706) en Laca mate Humo 281M. Espejo con iluminación perimetral LED (ST364 7A). Preinstalación para grifería en espejo (ES001). Módulo suspendido Strato en Laca mate Humo 281M con costados ingletados y apertura con uñero superior U3A.

FR Meuble suspendu avec trois tiroirs (ST706) en Laqué Mat Humo 281M. Miroir avec éclairage LED périmétrique (ST364 7A) Pré-installation pour robinetterie sur miroir (ES001). Meuble suspendu Strato en Laqué Mat Humo 281M avec côté coupe en onglet. Poignée cuvette supérieure U3A.













EN Matt Solidsurface round top mounted PRIME washbasin (PRO02). Two wall mounted units with one drawer each (ST734) in Magma 248M and two wall mounted units with doors (ST311) in Matt Glass Magma 248M. Mirror (ST457 1A).

ES Lavabos PRIME circular sobre encimera (PRO02) en Solidsurface mate. Composición de dos módulos suspendidos con un cajón (ST734) en Laca mate Magma 248M y dos módulos suspendidos con puerta (ST311) en Cristal mate Magma 248M. Espejos simples (ST457 1A).

FR Vasque PRIME à poser (PRO02) en Solidsurface mat. Composition de deux meubles suspendus avec un tiroir (ST734) en Laque mate Magma 248M et deux meubles suspendus avec porte (ST311) en Cristal mat Magma 248M. Miroirs simples (ST457 1A).





EN Matt Solidsurface freestanding PRIME bathtub (PR011). Freestanding TRAY towel rack lacquered in Matt Blanco Hueso 233M, with a Wild Oak tray.

ES Bañera exenta PRIME (PR011) en Solidsurface mate. Toalleros auto-portantes TRAY con estructura en laca mate texturizada Blanco Hueso 233M con bandeja en Roble Salvaje a elegir.

FR Baignoire autoportant PRIME (PR011) en Solidsurface mat. Porte-serviettes autoportant TRAY Laqué Mat Texturisé Blanco Hueso 233M avec plateau en Chêne Wild, couleur au choix.









”The soft shapes of the Prime collection are inspired by the power of water and the way that a balloon filled with water changes with the pressure from the water.”



EN Matt Solidsurface top mounted PRIME washbasin (PR001). Wall mounted unit with two drawers (ST790) lacquered in Dune 236M. STRATO mirror (ST457 1A). LED lamp light lacquered in white aluminium.

ES Lavabo PRIME ovalado sobre encimera (PR001) en Solidsurface mate. Módulo suspendido de dos cajones (ST790) en Laca mate Dune 236M. Espejo simple (ST457 1A). Lámpara suspendida LINE con iluminación LED (IL202) en aluminio lacado Blanco.

FR Vasque ovale à poser PRIME (PR001) en Solidsurface Mat. Meuble suspendu avec deux tiroirs (ST790) en Laqué Mat Dune 236M. Lampe suspendue LINE avec éclairage LED (IL202) en aluminium Laqué Blanc.



EN Matt Solidsurface freestanding PRIME bathtub (PR002). Wall mounted tower rack (AC110) lacquered in Matt Dune 236M. Freestanding BIVIO towel rack lacquered in Matt Blanco 200M with a Wild Oak tray.

ES Bañera PRIME (PR012) en Solidsurface mate. Toallero a pared (AC110) en Laca mate Dune 236M. Toallero BIVIO auto-portante con bandeja en laca mate Blanco 200M.

FR Baignoire autoportant PRIME (PR012) en Solidsurface Mat. Porte-serviette mural (AC110) en Laqué Mat Dune 236M. Porte-serviettes autoportant BIVIO avec plateau Laqué Mat Blanc 200M.







EN Matt Solidsurface wall mounted oval PRIME wash-basin (PR003). Wall mounted towel rack (AC110) lacquered in Matt Uva 256M. Mirror (ST364 1A).

ES Lavabos PRIME ovalados suspendidos (PR003) en Solidsurface mate. Toallero a pared (AC110) Laca mate Uva 256M. Espejos simples (ST364 1A).

FR Vasques ovales PRIME suspendues (PR003) en Solidsurface Mat. Porte-serviettes mural (AC110) Laqué Mat Uva 256M. Miroirs simples (ST364 1A).





EN Matt Solidsurface top mounted LABO washbasin (LA536). Wall mounted STRATO unit with two drawers lacquered in Pizarra 278M. STRATO mirror (ST364 1A). Tower rack (AC110) lacquered in Pizarra 278M.

ES Lavabo LABO sobre encimera (LA536) en Solid-surface mate. Módulo suspendido STRATO de dos cajones (ST769) en Laca mate Pizarra 278M. Espejos STRATO (ST364 1A). Toallero de pared (AC110) en Laca mate Pizarra 278M.

FR Vasque à poser LABO (LA536) en Solidsurface Mat. Meuble suspendu STRATO avec deux tiroirs (ST769) en Laqué Mat Pizarra 278M. Miroir STRATO (ST364 1A). Porte-serviettes mural (AC110) en Laqué Mat Pizarra 278M.













EN Wall mounted STRATO unit (ST756) with two drawers and 10 mm top (ST372) in Dragón 254 Matt Glass. Top mounted NEST washbasin (LA460) in Glossy Topsolid. Metallic open unit (ST380) in Dragón 254M with mirror door, internal and external LED lighting.

ES Módulo compacto suspendido con dos cajones (ST756), laterales decorativos (ST205) y tapa (ST372) de 10 mm en Cristal mate Dragón 254. Lavabo NEST sobre encimera (LA460) en Topsolid Brillo. Módulo auxiliar metálico (ST380) en Dragón 254M con una puerta espejo e iluminación LED interior y exterior.

FR Meuble suspendu avec deux tiroirs (ST756), lateraux décoratifs (ST205) et plan (ST372) de 10mm en Cristal Mat Dragon 254. Vasque à poser NEST (LA460) en Topsolid Brillant. Meuble auxiliaire métallique (ST380) en Dragón 254M avec un miroir de rangement suspendu et éclairage LED intérieur et extérieur.





”Metalic units with touches of glass. Two concepts combined to make the purest outcome.”



EN Wall mounted unit with one drawer (ST236). Wall mounted unit with a drawer and a metallic open compartment (ST236). Decorative sides (ST205). All in Matt Glass in Hierro 260. Mirror with LED lighting (ST894 5F). Matt Solidsurface top with integrated FOAT washbasin

ES Composición formada por módulos suspendidos con un cajón (ST319), cajón con módulo metálico abierto (ST236) y laterales decorativos (205) en Cristal mate Hierro 260. Espejo con iluminación LED (ST894 5F). Tapa con lavabo FLOAT integrado en Solidsurface mate.

FR Composition formée de deux meubles suspendus avec un tiroir (ST319), tiroir avec meuble métallique ouvert (ST236) et latéraux décoratifs (205) en Cristal Mat Hierro 260. Miroir avec éclairage LED (ST894 5F). Plan avec vasque intégrée FLOAT en Solidsurface Mat.







EN Metallic wall mounted cabinet unit (ST285) in Hierro 260M with Matt Glass doors in Hierro 260M. Matt Solidsurface top with intergrated FLOAT washbasin.

ES Módulo auxiliar metálico (ST385) en Hierro 260M con una puerta en Cristal mate Hierro 260M. Tapa con lavabo FLOAT integrado en Solidsurface mate.

FR Meuble d'appoint métallique (ST385) en Hierro 260M avec une porte en Cristal mat Hierro 260M. Plan avec vasque FLOAT intégrée en Solidsurface mat.

”You can change the feel of any space by simply adding matt glass. It emphasises the elegance and minimalism of any space. The smooth and fresh feeling this material emits creates a relaxing and refreshing environment.”

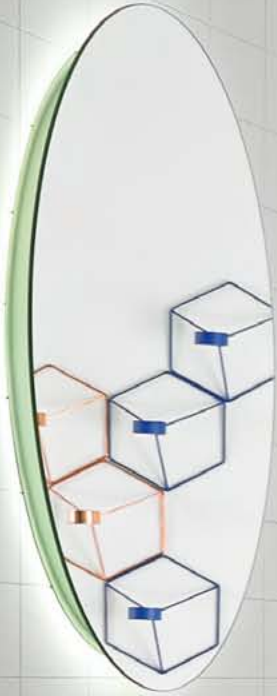


EN Wall mounted unit with a drawer (ST316), metallic unit with a drawer and an open compartment (ST235). Decorative sides (205). All in Lemon 201 Matt Glass. Carrara Marble top (ST269). Mirror with LED illumination (ST363 7J).


ES Composición formada por un módulo suspendido con un cajón (ST316), cajón con módulo metálico abierto (ST235) y laterales decorativos (205) en Cristal mate Lemon 201. Tapa (ST369) en Mármol Blanco Carrara. Espejo con iluminación LED (ST363 7J).

FR Composition formée d'un meuble suspendu avec un tiroir (ST316), tiroir avec meuble métallique ouvert (ST235) et latéraux décoratifs (205) en Cristal mat Lemon 201. Plan (ST369) en Marbre de Carrare. Miroir avec éclairage LED (ST363 7J).










EN Wall mounted unit with a drawer (ST319). Open metallic unit (ST196). Decorative sides (205). All in Glossy Indigo Glass 201. Mirror with LED lighting (ES420L). Round Glossy Topsolid under mounted GLAZE washbasin. Square Glossy Topsolid under mounted GLAZE washbasin. Rectangular Glossy Topsolid under mounted GLAZE washbasin.

ES Composición formada un módulo suspendido con un cajón (ST319), módulo metálico abierto (ST196) y laterales decorativos (205) en Cristal brillo Indigo 210. Tapa (ST368) de 10 mm en Cristal brillo Indigo 210. Espejo con iluminación LED (ES420L). Lavabo circular GLAZE bajo encimera en Topsolid Brillo. Lavabo cuadrado GLAZE bajo encimera en Topsolid Brillo. Lavabo rectangular GLAZE bajo encimera en Topsolid Brillo.

FR Composition formée d'un meuble suspendu avec un tiroir (ST319), meuble métallique ouvert (ST196) et latéraux décoratifs (205) en Cristal brillant Indigo 210. Plan (ST368) de 10 mm en Cristal brillant Indigo 210. Miroir avec éclairage LED (ES420L). Vasque rond GLAZE sous plan en Topsolid B. Vasque carrée GLAZE sous plan en Topsolid B. Vasque rectangulaire GLAZE sous plan en Topsolid Brillant.





”Tonos mediterráneos y rosados se fusionan para crear un espacio femenino, pero al mismo tiempo cálido. Los espacios abiertos Coral entre cajones en Teja aportan una profundidad gráfica a la composición.”



EN Wall mounted unit with a drawer lacquered in Matt Teja 246M and an open compartment lacquered in Matt Coral 246. Decorative sides (205) lacquered in Matt Teja 246M. Matt Corian 12mm top (ST371).

ES Composición formada por módulos suspendidos con un cajón en Laca mate Teja 246M y módulos metálicos abiertos en Coral 247M. Laterales decorativos (205) en Laca mate Teja 246M. Tapa (ST371) de 12 mm en Corian® mate.

FR Composition formée de meubles suspendus avec un tiroir en Laqué mat Teja 246M et meubles métalliques ouverts en Coral 247M. Latéraux décoratifs (205) en Laqué mat Teja 246M. Plan (ST371) de 12 mm en Corian® mat.



EN Matt Corian top mounted OVALO washbasin. Matt Corian top mounted QUADRO55 washbasin. Matt Corian top mounted CERCLO washbasin.

ES Lavabo OVALO sobre encimera en Corian® mate. Lavabo QUADRO55 sobre encimera en Corian® mate. Lavabo CERCLO sobre encimera en Corian® mate.

FR Vasque OVALO à poser en Corian® mat. Vasque QUADRO55 à poser en Corian® mat. Vasque CERCLO à poser en Corian® mat.









”For rural and natural hearts.”



EN Three floor standing units with drawers (ST729) and top (ST370) in Natural Wild Oak 502. Matt Solidsurface top mounted FONTAIN washbasin and click-clack waste (VA402). Mirror with LED lights (ST3764J). Wall mounted towel rack (ST051) lacquered in Matt Blanco 200M.

ES Composición formada de tres módulos al suelo con un cajón (ST729) y tapa (ST370) en Roble Salvaje Natural 502. Lavabo FONTAIN sobre encimera (LA433) y válvula (VA402) en Solidsurface mate. Espejo con iluminación LED (ST376 4J). Toallero a pared (ST051) en Laca mate Blanco 200M.

FR Composition formée de trois meubles au sol avec un tiroir (ST729) et plan (ST370) en Natural Wild Oak 502. Vasque FONTAIN à poser (LA433) et bonde (VA402) en Solidsurface mat. Miroir avec éclairage LED (ST376 4J). Porte-serviettes (ST051) en Laqué mat Blanco 200M.



→ Roble Salvaje

”The wild behaviour of the trees is mimicked in the cubic and minimalistic shapes of this collection.”









→ Ovalo, Cerclo & Quadro

”Un punto de origen, que mediante un crecimiento exponencial, se eleva hasta acabar en una figura matemática.”


EN Two wall mounted units with a drawer (ST729) in Heritage Wild Oak 504. Wall mounted unit with a drawer in Heritage Wild Oak 504 and an open compartment (ST332) lacquered in Matt Desert 237M. The side units have mitred sides.

ES Composición formada por dos módulos suspendidos con un cajón (ST729) y un módulo con cajón y módulo metálico abierto en Desert 237M (ST332) en Roble Salvaje Heritage 504. Cajones en Roble Salvaje Heritage 504 y módulo metálico abierto en Laca mate Desert 237M. Módulos en los extremos de la composición con costados ingletados (CI).

FR Composition formée de deux meubles meubles suspendus avec un tiroir (ST729) et un meuble avec tiroir et meuble métallique ouvert en Desert 237M (ST332) en Heritage Wild Oak 504. Tiroirs en Heritage Wild Oak 504 et meuble métallique ouvert en Lâque mat Desert 237M. Meubles aux extrémités de la composition avec latéraux en onglet (CI).









”Formas minimalistas que permiten adaptar el proyecto al espacio deseado. Roble Salvaje Graphite.”

EN Two Wall mounted units (ST769) lacquered in Matt Pizarra 278M. Top (MS01M240) in Wild Oak Graphite 505. Towel racks (ST051 & ST052) lacquered in Matt Pizarra 278M. Matt Solidsurface freestanding TEMPLE bathtub. Matt Solidsurface top mounted FONTAIN washbasin (LA434) and click-clack waste (VA402).

ES Composición formada por una encimera (MS01240) en Roble Salvaje Graphite 505 y dos módulos compactos suspendidos (ST769) en Laca mate Pizarra 278M. Toalleros (ST051 y ST052) en Laca mate Pizarra 278M. Bañera TEMPLE exenta (BA002) en Solidsurface mate. Vasque FONTAIN sobre encimera (LA434) y válvula (VA402) en Solidsurface mate.

FR Composition formée avec un plan (MS02140) en Wild Oak Graphite 505 et deux meubles suspendus (ST769) en Lâque mat Pizarra 278M. Porte-serviettes (ST051 et ST052) en Lâque mat Pizarra 278M. Baignoire TEMPLE (BA002) en Solidsurface mat. Vasque FONTAIN à poser (LA434) et bonde (VA402) en Solidsurface mat.





”Between the lines. Every situation requires its own unique solution and the Strato collection does just that.”



EN Two units with two drawers (ST705) in Wild Oak. The wood grain flows in a vertical direction. The composition is completed with the infill panels on both sides.

ES Composición entre paredes formada por dos módulos compactos (ST705) de dos cajones en Roble Salvaje. La veta de la madera dispuesta en dirección vertical. La instalación entre paredes se completa con regletas de ajuste en los extremos de la composición.

FR Composition entre murs formée de deux meubles (ST705) de deux tiroirs en Wild Oak. Veinafge du bois vertical. L'installation entre les murs est effectuée par le biais de plaques de réglage sur les extrémités de la composition.







EN Wall mounted units lacquered in Roble Natural 406 Havana 243M. Matt Corian top with two D2 integrated washbasins. Mirror with frame (ST362-I2) lacquered in Roble Natural Nuez 402. Two Wall mounted cabinets with doors (ST722) lacquered in Roble Natural 406 Havana 243M and two open cabinet units (ST724) lacquered in Roble Natural Nuez 402.

ES Composición formada por módulos suspendidos en Roble Natural Lacado 406 Havana 243M. Tapa con dos lavabos D2 integrados y válvula (VA402) en Corian® mate. Espejos con marco (ST362-I2) en Roble Natural Nuez 402. Composición formada por dos módulos auxiliares con puerta (ST722) en Roble Natural Lacado 406 Havana 243M y dos módulos auxiliares abiertos (ST724) en Roble Natural Nuez 402.

FR Composition formée de deux meubles suspendus en Chêne Natural Lacado 406 Havana 243M. Plan Corian avec deux vasques D2 intégrées et bonde (VA402) en Corian Mat. Composition formée de deux meubles d'appoint avec porte (ST722) en Chêne Natural Lacado 406 Havana 243M et deux meubles d'appoint ouverts (ST724) en Chêne Natural Nuez 402.








EN Open unit and units with drawers or doors, work brilliantly in providing as much function and aesthetic.

ES Módulos abiertos y con cajón para satisfacer necesidades tanto estéticas como funcionales.

FR Meuble ouvert avec tiroir afin de satisfaire les besoins esthétiques et fonctionnels.

→ Turn the bathroom furniture into a real experience

”Llevar el espacio de baño a una experiencia única.”



EN This collection is made up of a landscape of stand-alone, individual, exclusive and functional products.

ES Esta colección se presenta como un paisaje de combinaciones reducidas e individuales de producto, para equipar con elementos funcionales, exclusivos y contemporáneos.

FR Cette collection est formée de pièces individuelles, autoportantes, exclusives et pratiques qui donnent de l'originalité au paysage de laquelle elles font parties.







Origin

Background. Roots. Origin implies the beginning of craftsmanship and industry through the different fabrication of wood, metal or glass. Amalgamating each one to perfectly establish each element. The silhouette of Topsolid washbasins reminds the potter that moulded the vase, like the marble reminds the sculptor, carving his work.





1.4

→ Precisión, dedicación y arte

”Precision, dedication and artistic style.”





EN Matt Topsolid freestanding washbasin (OG001) and column (OG002). Composition of one recessed mirror cabinet (OG111LCE) and two recessed mirror cabinets (OG113CEL) with pre-fitted hole for tap to be mounted on the mirror.

ES Lavabo ORIGIN freestanding (OG001 + OG002) con tótem al suelo en Topsolid mate. Modulación de un espejo camerino empotrado (OG111LCE) y dos espejos camerino empotrado (OG113CEL) con instalación para grifería.

FR Vasque ORIGIN (OG001) sur totem au sol (OG002) en Topsolid Mat. Miroir de rangement encastré (OG111LCE) et deux miroirs de rangement encastrés (OG113CEL).



EN Top mounted ORIGIN washbasin (OG006) in Carrara Marble. Top (OG061) in Carrara Marble. Floor standing unit with two drawers (OG250) in Wild Oak Heritage 504.

ES Lavabo ORIGIN sobre tapa (OG007) en Mármol Carrara. Tapa (OG061) en Mármol Carrara. Módulo al suelo de dos cajones (OG250) en Roble Salvaje Heritage 504.

FR Vasque à poser ORIGIN (OG007) en Marbre Carrara. Plan (OG061) en Marbre Carrara. Meuble au sol avec deux tiroirs (OG250) en Chêne Wild Heritage 504.







EN Mirror cabinet (OG106LCL). Baskets (OG202 and OG203) in Heritage Wild Oak 504.

ES Espejo camerino suspendido (OG106LCL). Baskets (OG202 y OG203) en Roble Salvaje Heritage 504.

FR Miroir de rangement suspendu (OG106LCL). Paniers (OG202 et OG203) en Chêne Heritage Wild 504.

→ Origin posee un gran vínculo con la cultura oriental

”Origin forms strong bonds with eastern culture.”





EN Top mounted ORIGIN washbasin (OG007) and top (OG061) in Black Marquina Marble.

ES Lavabo ORIGIN (OG007) sobre tapa (OG061) en Mármol Negro Marquina.

FR Vasque à poser ORIGIN (OG007) en Marbre Noir Marquina.











EN Matt Topsolid top mounted ORIGIN washbasin (OG006). Top (OG063) lacquered in Matt White. Floor standing unit with two drawers and two doors (OG360) in Graphite 505 Wild Oak. Simple mirror (OG103).

ES Lavabos ORIGIN (OG006) en Topsolid mate. Tapa (OG063) en Laca Blanco mate. Módulo al suelo de dos cajones y dos puertas (OG360) en Roble Salvaje Graphite 505. Espejos simples (OG103).

FR Vasque ORIGIN (OG006) en Topsoild Mat. Plan (OG063) en Laqué Blanc Mat. Meuble au sol avec deux tiroirs et deux portes (OG360) en Chêne Graphite Wild 505. Miroirs simples (OG103).







→ Option of marble integrated washbasin also available.

”Posibilidad de lavabo integrado en mármol.
La colección Origin propone las diferentes tipologías de
lavabo para difundir su concepto en los diferentes ámbitos y
necesidades de cada proyecto”











→ Tapas en el mismo color que el módulo. Laca texturizada de alta resistencia.

”The lacquered tops are made in water-resistant MDF boards of 30mm, which is then reinforced with a high strength lacquer to protect it even more.”







EN Top mounted ORIGIN washbasin (OG001) in Matt Topsolid. Top (OG061) in white Matt lacquer. Floor standing unit with two drawers (OG047) in Wild Oak 501. Recessed mirror cabinets (OG107C). In order to make the installation of the recessed mirror cabinets easier, they come with a frame to cover the eventual unevenness and imperfections that may occur on the wall.

ES Lavabo ORIGIN en Topsolid mate (OG001). Tapa (OG061) en Laquer mate Blanco. Módulo al suelo de dos cajones (OG047) en Roble Salvaje 501. Espejo camerino empotrado (OG109LCEL). Marco de aluminio lacado antracita el cual tapa el posible desfase que pueda haber entre la pared y el mueble.

FR Vasque ORIGIN (OG001) en Topsolid Mat. Plan (OG061) en Laqué Mat Blanc. Meuble au sol avec deux tiroirs (OG047) en Chêne Wild 501. Miroir de rangement encastré (OG109LCEL). Cadre en aluminium Laqué Anthracite pour couvrir tout possible écart existant entre le mur et le meuble.









EN Matt Topsolid top mounted ORIGIN washbasin (OG001). Top (OG060) lacquered in Matt White. Island floor standing unit with two drawers (OG055) in Natural Wild Oak 502. Freestanding mirror cabinet (OG109CI).

ES Lavabo ORIGIN en Topsolid mate (OG001). Tapa (OG060) en Laca Blanco mate. Módulo isla al suelo de dos cajones (OG055) en Roble Salvaje Natural 502. Espejo camerino freestanding (OG109CI).

FR Vasque ORIGIN (OG001) en Topsolid Mat. Plan (OG060) en Laqué Blanc Mat. Meuble en îlot au sol avec deux tiroirs (OG055) en Chêne Natural Wild 502. Miroir de rangement autoportante (OG109CI).





→ Todos los elementos están realizados con mucha dedicación, precisión y arte

”Every element is carried out with total precision, dedication and artistic style.”



EN Freestanding bathtub (OG011) in Matt Topsolid.
Base tray for bathtub (OG013) in Natural Wild Oak
502. Baskets (OG202 y OG203) in Natural Wild
Oak 502.

ES Bañera exenta (OG011) en Topsolid mate. Bandeja
(OG013) de apoyo sobre bañera en Roble Salvaje
Natural 502. Baskets (OG202 y OG203) en Roble
Salvaje Natural 502.

FR Baignoire autoportante (OG011) en Topsolid Mat.
Plateau d'appui (OG013) sur baignoire en Chêne
Natural Wild 502. Paniers (OG202 et OG203) en
Chêne Natural Wild 502.





EN Freestanding ORIGIN washbasin (OG004) with column in Black Marquina Marble. Round mirror with LED lighting (OG116L). Freestanding towel rack (OG201C) in Negro 201M Matt lacquer.

ES Lavabo ORIGIN freestanding (OG004) con tótem al suelo en Mármol Negro Marquina. Espejo circular con iluminación LED (OG116L). Toallero auto-portante (OG201C) en Laca mate Negro 221M.

FR Vasque autoportante ORIGIN (OG004) avec totem au sol en Marbre Noir Marquina. Miroir rond avec éclairage LED (OG116L). Porte-serviettes (OG201C) en Laqué Mat Noir 221M.







EN Freestanding ORIGIN washbasin (OG004) with column in White Carrara Marble. Round mirror with LED lighting (OG116L).

ES Lavabo ORIGIN freestanding (OG004) con tótem al suelo en Mármol Blanco Carrara. Espejo circular con iluminación LED (OG116L).

FR Vasque autoportante ORIGIN (OG004) avec totem au sol en Marbre Blanc Carrara. Miroir rond avec éclairage LED (OG116L).







"A traditional and cultural atmosphere."

EN Top mounted ORIGIN washbasin (OG006) in Matt Topsolid. Top (OG060) in White Matt Lacquer. Wall mounted unit with one drawer (OG040) in Humo 281M Matt Lacquer. Wall mounted curtain system (OG015) in brushed stainless steel. Two curtains (OG017) in 100% acrylic Dralon® treated with Teflon® finish by DuPont in off-white.

ES Lavabo ORIGIN sobre tapa (OG006) en Topsolid mate. Tapa (OG060) en Laca Blanco mate. Módulo suspendido de un cajón (OG040) en Laca mate Humo 281M. Sistema cortina a una pared (OG015) en acero inoxidable satinado. Dos cortinas (OG017) en Dralon® 100% Acrílico con tratamiento Teflon® by Du-Pont en color blanco roto.

FR Vasque à poser ORIGIN en Topsolid Mat (OG006). Plan (OG060) en Laqué Blanc Mat. Meuble suspendu avec un tiroir (OG040) en Laqué Mat Humo 281M. Système de rideau au mur (OG015) en Acier Inoxidable Satiné. Deux rideaux (OG017) en Dralon® 100% Acrylique avec traitement Teflon® par Du-Pont, couleur Blanc Cassé.





EN Top mounted ORIGIN washbasin (OG008) in Black Marquina Marble. Top (OG060) in Black Marquina Marble. Wall mounted unit with one drawer (OG040) in Humo 281M Matt Lacquer. Round mirror with LED lighting (OG116L). Freestanding towel rack (OG201C) in Negro 201M Matt lacquer.

ES Lavabo ORIGIN sobre tapa (OG008) en Mármol Negro Marquina. Tapa (OG060) en Mármol Negro Marquina. Módulo suspendido de un cajón (OG040) en Laca mate Humo 281M. Espejo circular con iluminación LED (OG116L). Toallero auto-portante (OG201C) en Laca Mate Negro 221M.

FR Vasque à poser ORIGIN (OG008) en Marbre Noir Marquina. Plan (OG060) en Marbre Noir Marquina. Meuble suspendu avec un tiroir (OG040) en Laqué Mat Humo 281M. Miroir rond avec éclairage LED (OG116L). Porte-serviettes autoportant (OG201C) en Laqué Mat Negro 221M.







→ La silueta de los lavabos recuerda al alfarero moldeando sus vasijas

”The silhouette of Topsolid washbasins reminds the potter that moulded the vase.”

EN Top mounted ORIGIN washbasin (OG006) in Matt Topsolid. Top (OG062) in White Glossy lacquer. Wall mounted unit with three drawers (OG046) in Cuarzo 279B Glossy lacquer. Recessed mirror cabinet (OG105LCE) with pre-fitted hole for tap to be mounted on the mirror.

ES Lavabos ORIGIN sobre tapa (OG006) en Topsolid mate. Tapa (OG062) en Laca Blanco mate. Módulo suspendido de tres cajones (OG046) en Laca Brillo Cuarzo 279B. Espejo camerino empotrado (OG105LCE) con instalación para grifería.

FR Vasque à poser ORIGIN (OG006) en Topsolid Mat. Plan (OG062) en Laqué Blanc Mat. Meuble suspendu avec trois tiroirs (OG046) en Laqué Brillant Cuarzo 279B. Miroir de rangement encastré (OG105LCE) avec installation pour robinetterie.



EN Top mounted ORIGIN washbasin (OG001) in Glossy Topsolid. Top (OG060) in White Glossy lacquer. Floor standing unit with one drawer (OG045) in Natural wild Oak 502. Simple mirror (OG109).

ES Lavabo ORIGIN (OG001) en Topsolid brillo. Tapa (OG061) en Laca Blanco brillo. Módulo al suelo de un cajón (OG045) en Roble Salvaje Natural 502. Espejo simple (OG109).

FR Vasque ORIGIN en Topsolid Brillant. Plan (OG061) Laqué Blanc Brillant. Meuble au sol avec un tiroir (OG045) en Chêne Natural Wild 502. Miroir simple (OG109).









Facett



The Facett washbasin collection is perfect for guest bathrooms, bedrooms and very small spaces. Its compact format and small cubic shape allows it to fit perfectly with this type of architecture and environment. Whether that be independently as a washbasin or combined with other designs, such as units, shelves or mirrors.



EN Matt Solidsurface FACETT washbasin (LA600). Wall mounted unit with one door in Smoked Oak S1457. Brushed Gold handle. NORM circular mirror-shelf (PR080L) with lighting in Oak Smoked S1 457. CODE taps (CD021) in Brushed Gold.

ES Lavabo FACETT (LA600) en Solidsurface mate con módulo suspendido de una puerta en Roble Aserrado Smoked S1 457. Tirador en Oro Cepillado. Espejo-estante NORM circular (PR080L) con iluminación en Roble Aserrado Smoked S1 457. Grifería CODE (CD021) en Oro Cepillado.

FR Vasque FACETT (LA600) en Solidsurface Mat avec meuble à suspendre d'une porte en Chêne Aserrado Smoked S1 457. Poignée en Or Brossé. Miroir-étagère rond NORM (PR080L) avec éclairage en Chêne Aserrado Smoked S1 457. Robinetterie CODE (CD021) en Or Brossé.





EN Matt Solidsurface FACETT washbasin (LA601). Oval NORM mirror-shelf (PR081L) with lighting in Natural Oak Sawn S1 442. Matt Black CODE tap (CD021).

ES Lavabo FACETT (LA601) en Solidsurface mate. Espejo-estante NORM ovalado (PR081L) con iluminación en Roble Aserrado Natural S1 442. Grifería CODE (CD021) en Negro mate.

FR Vasque FACETT (LA600) en Solidsurface Mat. Miroir-étagère oval NORM (PR081L) avec éclairage en Chêne Aserrado Natural S1 442. Robinetterie CODE (CD021) en Noir Mat.

”The most distinctive feature of this washbasin however has to be its asymmetric designs and the way it interacts with other products. This collection was designed in Vienna by (Soda Designers) Nada Nasrallah & Christian Horner.”





Fluent



Fluent, just like water, expresses the flow and transition from one form to another; from circle to square; from large to thin, as well as vertical to horizontal.







1.6

→ Diferentes elementos cambinan entre sí para completar todas las necesidades de uso

”The single elements combine with each other to complete all the usage needs for storage, mirrors and washbasins.”



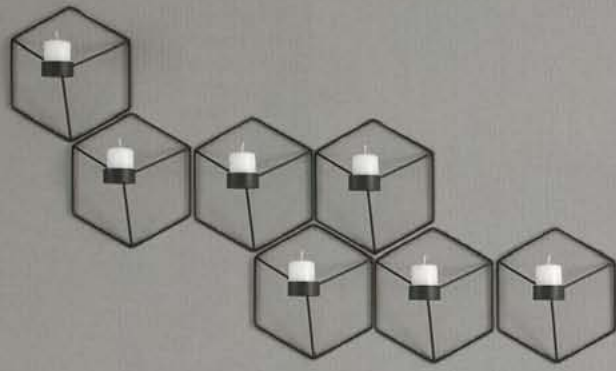
EN Wall mounted unit with three drawers (FL228) and mirror (FL032) in Blanco 200B Glossy Lacquer. Top with integrated CERCLO washbasin in Matt Corian®. Top with integrated QUADRO45 washbasin in Matt Corian®.

ES Módulo suspendido con tres cajones (FL228) y espejo suspendido a pared (FL032) en Laca brillo Blanco 200B. Tapa con lavabo integrado CERCLO en Corian® mate. Tapa con lavabo integrado QUADRO45 en Corian® mate.

FR Meuble suspendu avec trois tiroirs (FL228) et miroir (FL032) en Laqué Brillant Blanco 200B. Plan avec vasque intégrée CERCLO en Corian® Mat. Plan avec vasque intégrée QUADRO45 en Corian® Mat.











”The elegance of the forms and their quiet appearance in space give this collection a unique quality, a visual signature and the ability to fit in classic, modern or contemporary interiors.”



EN Freestanding FLUENT washbasin (FL001) in Solidsurface. Freestanding towel rack to the ground (FL111) in Agua 258B Glossy Lacquer. Freestanding tray with totem in Corian® (FL121) in Agua 258B Glossy Lacquer. Freestanding GOUT bathtub (BA003) in Matt Solidsurface.

ES Lavabo FLUENT freestanding (FL001) en Solidsurface. Toallero al suelo (FL111) en Laca brillo Agua 258B. Bandeja en Corian® con pie al suelo (FL121) en Laca brillo Agua 258B. Bañera exenta GOUT (BA003) en Solidsurface mate.

FR Vasque sur pied FLUENT (FL001) en Solidsurface. Porte-serviettes sur pied (FL111) en Laqué Brillant Agua 258B. Plateau sur pied en Corian® Laqué Brillant Agua 258B. Baignoire autoportante GOUT (BA003) en Solidsurface Mat.





EN Top mounted FLUENT washbasin (FL010) in Solidsurface. Wall mounted mirror (FL033), unit with three drawers (FL228) and lateral towel rack (FL101) in Havana 243M Matt Lacquer. 6 mm protective top (FL147) in Matt Corian®.

ES Lavabo FLUENT sobre encimera (FL010) en Solidsurface. Espejo a pared (FL033), módulo suspendido con tres cajones (FL228) y toallero lateral (FL101) en Laca mate Havana 243M. Tapa de protección (FL147) en Corian® mate 6 mm.

FR Vasque à poser FLUENT (FL010) en Solidsurface. Miroir suspendu (FL033), meuble suspendu avec trois tiroirs (FL228) et porte-serviettes latéral (FL101) en Laqué Mat Havana 243M. Plan de protection de 6mm (FL147) en Corian® Mat.









”A sculptural presence with a functional existence.”



EN Top mounted FLUENT washbasin (FL010) in Solidsurface. Wall mounted unit with three drawers (FL207) in Dragón 254B Glossy Lacquer and in 6 mm protective top (FL148) in Dragón 254 Glossy Glass. Wall shelf (FL345) and towel rack (FL102) in Piedra 245B Glossy Lacquer. Shelf protection (FL093) in Piedra 245 Glossy Glass.

ES Lavabo FLUENT sobre encimera (FL010) en Solidsurface. Módulo suspendido con tres cajones (FL207) en Laca brillo Dragón 254B y tapa de protección (FL148) en Cristal brillo de 6 mm en Dragón 254. Estante a pared (FL345) y toallero (FL102) en Laca brillo Piedra 245B. Protección para estante (FL093) en Cristal brillo Piedra 245.

FR Vasque à poser FLUENT en Solidsurface. Meuble suspendu avec trois tiroirs (FL207) en Laqué Brillant Dragón 254B et plan de protection (FL148) en Cristal Brillant de 6mm en Dragón 254. Étagère murale (FL1345) et porte-serviettes (FL102) en Laqué Brillant Piedra 254B. Protection pour étagère (FL093) en Cristal Brillant Piedra 245.

Bowl



Bowl talks about beauty. Conceived as a piece of jewelry, it pursues preciousness in every small detail that forms each piece.





EN Top mounted BOWL washbasin (BW001) in Glossy Topsolid. Individual module in Glossy Copper. Siphon (SI222) in Glossy Chrome. Wall mounted mirror (BW090) in Glossy Copper.

ES Lavabo BOWL sobre encimera (BW001) en Topsolid Brillo. Módulo individual en Cobre brillo. Sifón (SI222) en Cromo brillo. Espejo suspendido a pared (BW090) en Cobre brillo.

FR Vasque à poser (BW001) en Topsolid Brillant. Meuble individuel en Cuivre Brillant. Siphon (SI222) en Chrome Brillant. Miroir suspendu (BW090) en Cuivre Brillant.





EN BOWL washbasin in Glossy Topsolid (BW001) on column module (BW020) in Glossy Copper. Siphon (SI222) in Glossy Chrome. Wall mounted mirror (BW090) in Glossy Copper. Dressing mirror with a shelf (BW061) in Glossy Copper.

ES Lavabo BOWL en Topsolid Brillo (BW001) sobre módulo columna (BW020) en Cobre brillo. Sifón (SI222) Cromo brillo. Espejo suspendido a pared (BW090) en Cobre brillo. Espejo al suelo (BW061) en Cobre brillo con estante.

FR Vasque BOWL en Topsolid Brillant (BW001) sur meuble colonne (BW020) en Cuivre Brillant. Siphon (BW090) en Cuivre Brillant. Miroir suspendu (BW090) en Cuivre Brillant. Miroir sur pied (BW061) en Cuivre Brillant avec étagère.



→ Glossy Copper

EN Defined specifically for Bowl collection, this metallic finish, is a converging point between tones of gold used for jewelry items and a look to the past where copper piping installations were part of the visual appearance of the bathroom environment. As a result the collection reinforces its symbolic meaning within the context.

ES Definido específicamente para la colección Bowl, este acabado metálico es un punto convergente entre tonos de oro empleados para elementos de joyería, y una mirada al pasado, donde las instalaciones de cobre formaban parte del aspecto visual del entorno de baño. Como resultado la colección refuerza su significado simbólico dentro del contexto.









EN Freestanding BOWL washbasin (BW001) with totem to the ground (BW010) in Glossy Topsolid. Siphon for ground drain installation (SI225). Two-sided mirror suspended from the ceiling (BW080) and basket stool (BW110) in Glossy Copper. Towel rack to the ground (BW100) in Glossy Copper with base (BW101) in Carrara Marble.

ES Lavabo BOWL freestanding (BW001) con totem al suelo (BW010) en Topsolid Brillo. Sifón para instalación al suelo (SI225). Espejo suspendido del techo (BW080) y taburete-canasto (BW110) en Cobre brillo. Toallero al suelo (BW100) en Cobre brillo con base (BW101) en mármol Blanco Carrara.

FR Vasque BOWL (BW001) avec totem sur pied (BW010) en Topsolid Brillant. Siphon pour installation au sol (SI225). Miroir suspendu (BW080) et panier-tabouret (BW110) en Cuivre Brillant. Porte-serviettes sur pied (BW100) en Cuivre Brillant avec base (BW100) en Marbre Carrara.



”The summer, the sun, the sea or the fruit and some concepts such as freshness, happiness, freedom, positivity, fineness... The pastel tones are even more than that.”

- EN** Individual module in Apricot 202M Matt Lacquer. Top in Apricot 202 Matt Glass. Siphon (SI222) in Glossy White. Rounded mirror (BW050) in Blanco 200B Glossy Lacquer. Towel rack (BW100) and wall mounted mirror (BW060) in Apricot 202M Matt Lacquer.
- ES** Módulo individual en Laca mate Apricot 202M. Tapa en Cristal mate Apricot 202. Sifón (SI222) en Blanco brillo. Espejo circular (BW050) en Laca brillo Blanco 200B. Toallero al suelo (BW100) y espejo al suelo (BW060) en Laca mate Apricot 202M.
- FR** Meuble individuel en Laqué mat Apricot 202M. Couvercle en Cristal mat Apricot 202. Siphon (SI222) en Blanc brillant. Miroir rond (BW050) en Laqué brillant Blanco 200B. Porte-serviettes sur pied (BW100) et miroir sur pied (BW060) en Laqué mat Apricot 202M.





EN Top mounted BOWL washbasin (BW001) in Glossy Topsolid.

ES Lavabo BOWL sobre encimera (BW001) en Topsolid Brillo.

FR Vasque à poser BOWL en Topsolid Brillant.







EN Freestanding BOWL washbasin (BW001) with totem to the ground (BW011) in Glossy Topsolid. Siphon for wall drain installation (SI230). Rounded mirror with lighting (BW050) in Blanco 200B Glossy Lacquer. Basket stool (BW110) in Blanco 200B Glossy Lacquer with removable bag (BW111) in Canvas.

ES Lavabo BOWL freestanding (BW001) con totem al suelo (BW011) en Topsolid Brillo. Sifón para instalación a pared (SI230). Espejo circular con iluminación (BW050) en Laca brillo Blanco 200B. Taburete-canasto (BW110) en Laca brillo Blanco 200B con bolsa extraíble (BW111) en Canvas.

FR Vasque BOWL (BW001) avec totem au sol (BW011) en Topsolid Brillant. Siphon pour installation au mur (SI230). Miroir rond avec éclairage (BW050) en Laqué Brillant Blanco 200B. Panier-tabouret (BW110) en Laqué Brillant Blanco 200B avec sac amovible (BW111) en Canvas.









EN BOWL washbasin in Glossy Topsolid (BW001) on column module (BW020) in Cemento 259M Matt Lacquer. Click-clack waste (VA400) in Glossy Chrome. Rounded mirror with lighting (BW050) or without lighting (BW051) in Blanco 200B Glossy Lacquer.

ES Lavabo BOWL en Topsolid Brillo (BW001) sobre módulo columna (BW020) en Laca mate Cemento 259M. Válvula (VA400) en Cromo brillo. Espejo circular con iluminación (BW050) o sin iluminación (BW051) en Laca brillo Blanco 200B.

FR Vasque BOWL en Topsolid Brillant (BW001) sur meuble colonne (BW020) en Laqué Mat Cemento 259M. Bonde (VA400) en Chrome Brillant. Miroir rond avec éclairage (BW050) ou sans éclairage (BW051) en Laqué Brillant Blanco 200B.

Structure



Structure is an expression of the relationship between inside and out; we can go from inside to outside with the help of structures and systems working together. This collection of bathroom furniture allows this experience.






1.8

→ Podemos ir del interior al exterior con la ayuda de estructuras y sistemas de unión

”We can go from inside to outside with the help of structures and systems working together”



EN STRUCTURE washbasin (SR140) in Glossy Topsolid. Wall mounted unit with two drawers (SR153C) in Glossy Lacquer Blanco 200B and metallic structure in Glossy Chrome.

ES Lavabo STRUCTURE (SR140) en Topsolid Brillo. Módulo suspendido con dos cajones (SR153C) en Laca Brillo Blanco 200B y estructura metálica en Cromo Brillo.

FR Vasque STRUCTURE (SR140) en Topsolid Brillant. Meuble suspendu avec deux tiroirs (SR153C) en Laqué Brillant Blanco 200B avec structure métallique en Chrome Brillant.



EN Unit of one drawer (SR156C) in Magma 248B Glossy Lacquer with metallic structure in Glossy Chrome.

ES Módulo de un cajón (SR156C) en Laca Brillo Magma 248B con estructura metálica en Cromo Brillo.

FR Meuble avec un tiroir (SR156C) en Laqué Brillant Magma 248B avec structure métallique en Chrome Brillant.





EN Wall mounted STRUCTURE unit with two drawers (SR100C) with the frame in Chrome and the unit lacquered in Matt Blanco 220M.

ES Módulo suspendido de dos cajones con lavabo STRUCTURE (SR100C) con estructura en Cromo y cuerpo en Laca Mate Blanco 220M.

FR Meuble suspendu avec deux tiroirs avec vasque STRUCTURE (SR100C) structure en finition Chrome et intérieur en Laqué Mat Blanco 220M.

→ Structure is an expression of the relationship between inside and out

”Structure es una expresión de relaciones entre lo interior y lo exterior. Esta colección de muebles de baño permite esta experiencia.”





Tambo



Tambo collection has been made as a simple solution in smaller spaces.





EN TAMBO washbasin (TA010) in Matt Topsolid with container (TA020) in Blanco 200M Matt Lacquer. Decorative base (TA030) in Tangerine 211B glossy Lacquer.

ES Lavabo TAMBO (TA010) en Topsolid mate con contenedor (TA020) en Laca mate Blanco 200M. Base decorativa (TA030) en Laca brillo Tangerine 211B.

FR Vasque TAMBO (TA010) en Topsolid Mat avec conteneur (TA020) en Laqué Mat Blanco 200M. Base décorative (TA030) en Laqué Brillant Tangerine 211B.

EN TAMBO washbasin (TA010) in Matt Topsolid with container (TA020) in Blanco 200M Matt Lacquer. Decorative base (TA030) in Negro 221B glossy Lacquer.

ES Lavabo TAMBO (TA010) en Topsolid mate con contenedor (TA020) en Laca mate Blanco 200M. Base decorativa (TA030) en Laca brillo Negro 221B.

FR Vasque TAMBO (TA010) en Topsolid Mat avec conteneur (TA020) en Laqué Mat Blanco 200N. Base décorative (TA030) en Laqué Brillant Negro 221B.








”La colección Tambo ha sido concebida para dar soluciones sencillas en los espacios más reducidos.”

EN TAMBO washbasin (TA011) in Matt Topsolid with container (TA020) in Mint 209B glossy Lacquer.

ES Lavabo TAMBO (TA011) en Topsolid mate con contenedor (TA020) en Laca brillo Mint 209B.

FR Vasque TAMBO (TA011) en Topsolid Mat avec conteneur (TA020) en Laqué Brillant Mint 209.








EN TAMBO washbasin (TA010) in Matt Topsolid with unit on wheels (TA060) in Blanco 200B glossy Lacquer. Decorative base (TA030) in glossy Lacquer Negro 221B.

ES Lavabo TAMBO (TA010) en Topsolid mate y carrito con dos puertas (TA060) en Laca brillo Blanco 200B. Base decorativa (TA030) en Laca brillo Negro 221B.

FR Vasque TAMBO en Topsolid Mat et desserte de deux portes (TA060) en Laqué Brillant Blanco 200B. Base décorative en Laqué Brillant Negro 221B.





EN Mirror (ES801L) with LED lighting.

ES Espejo (ES801L) con iluminación LED.

FR Miroir (ES801L) avec éclairage LED.



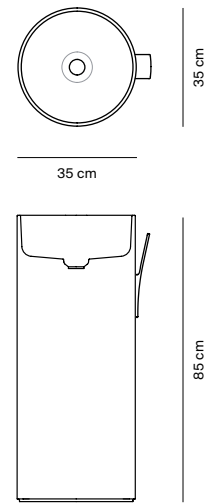
2

Products



Washbasins



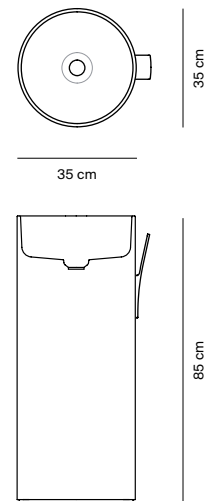


GIRO

Solidsurface freestanding round washbasin.
Lavabo circular freestanding en Solidsurface.

| | |
|------------|--|
| Category | Washbasin |
| Designer | Ludovica+Roberto Palomba with Matteo Bollati and Stefano Contini |
| Materials | Solidsurface |
| Colors | Matt White |
| Dimensions | L. 35 cm, W. 35 cm, H. 85 cm |

Product ID - GR002

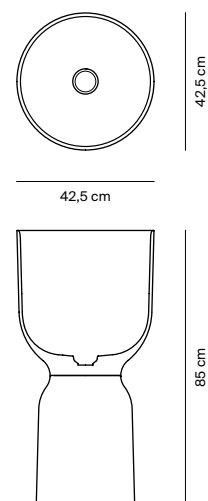


GIRO

Marble freestanding round washbasin.
Lavabo circular freestanding en mármol.

| | |
|------------|--|
| Category | Washbasin |
| Designer | Ludovica+Roberto Palomba with Matteo Bollati and Stefano Contini |
| Materials | Marble |
| Colors | Black Marquina / White Carrara / Pietra Gray |
| Dimensions | L. 35 cm, W. 35 cm, H. 85 cm |

Product ID - GR012

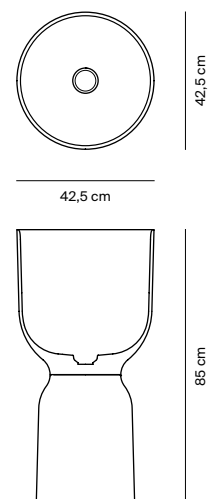


ORIGIN

Topsolid freestanding round washbasin.
Lavabo circular freestanding en Topsolid.

| | |
|------------|----------------------------------|
| Category | Washbasin |
| Designer | Seung-Young Song |
| Materials | Topsolid |
| Colors | Matt white / Glossy White |
| Dimensions | L. 42,5 cm, W. 42,5 cm, H. 85 cm |

Product ID - OG001 + OG002 / OG001 + OG003

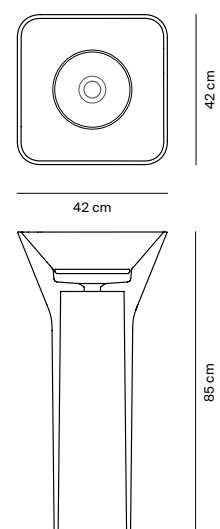


ORIGIN

Marble freestanding round washbasin.
Lavabo circular freestanding en mármol.

| | |
|------------|--|
| Category | Washbasin |
| Designer | Seung-Young Song |
| Materials | Marble |
| Colors | Black Marquina / White Carrara / Pietra Gray |
| Dimensions | L. 42,5 cm, W. 42,5 cm, H. 85 cm |

Product ID - OG004 / OG005

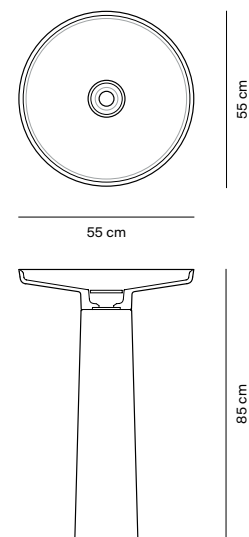


FLUENT

Solidsurface freestanding washbasin.
Lavabo freestanding en Solidsurface.

| | |
|------------|------------------------------|
| Category | Washbasin |
| Designer | Arik Levy |
| Materials | Solidsurface |
| Colors | Matt White |
| Dimensions | L. 42 cm, W. 42 cm, H. 85 cm |

Product ID - FL001 / FL002

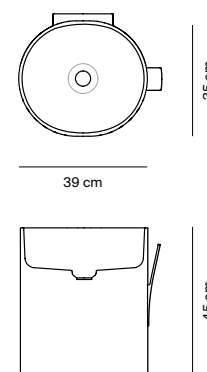


BOWL

Glossy Topsolid freestanding round washbasin.
Lavabo circular freestanding en Topsolid brillo.

| | |
|------------|------------------------------|
| Category | Washbasin |
| Designer | Arik Levy |
| Materials | Topsolid |
| Colors | Glossy White |
| Dimensions | L. 55 cm, W. 55 cm, H. 85 cm |

Product ID - BW001 + BW010 / BW001 + BW0011

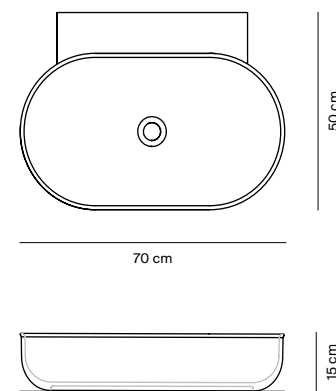


GIRO

Solidsurface wall mounted washbasin.
Lavabo suspendido en Solidsurface mate.

| | |
|------------|--|
| Category | Washbasin |
| Designer | Ludovica+Roberto Palomba with Matteo Bollati and Stefano Contini |
| Materials | Solidsurface |
| Colors | Matt white |
| Dimensions | L. 39 cm, W. 35 cm, H. 45 cm |

Product ID - GR006

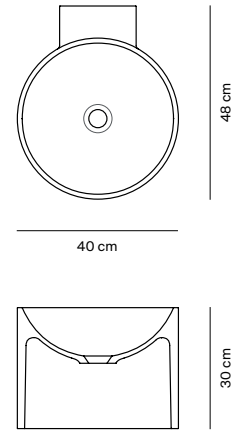


PRIME

Solidsurface top or wall mounted washbasin.
Lavabo ovalado sobre encimera o suspendido en Solidsurface.

| | |
|------------|------------------------------|
| Category | Washbasin |
| Designer | Norm Architects |
| Materials | Solidsurface |
| Colors | Matt White |
| Dimensions | L. 70 cm, W. 50 cm, H. 15 cm |

Product ID - PR003 / PR004

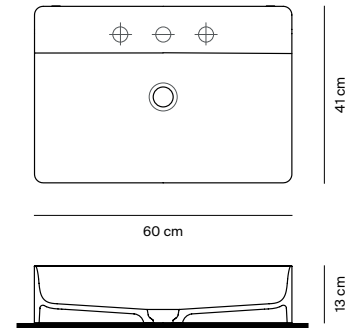


TAMBO

Matt Topsolid top or wall mounted washbasin.
Lavabo sobre encimera o suspendido en Topsolid mate.

| | |
|------------|------------------------------|
| Category | Washbasin |
| Designer | |
| Materials | Topsolid |
| Colors | Matt White |
| Dimensions | L. 40 cm, W. 48 cm, H. 30 cm |

Product ID - TA010 / TA011

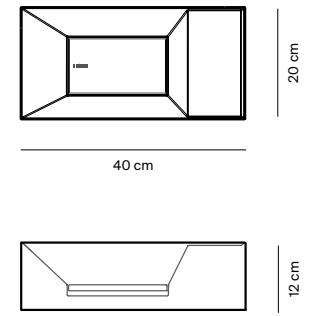


NEST

Glossy Topsolid top mounted or wall mounted washbasin.
Lavabo sobre encimera o suspendido en Topsolid brillo.

| | |
|------------|------------------------------|
| Category | Washbasin |
| Designer | |
| Materials | Topsolid |
| Colors | Glossy White |
| Dimensions | L. 60 cm, W. 41 cm, H. 13 cm |

Product ID - LA460

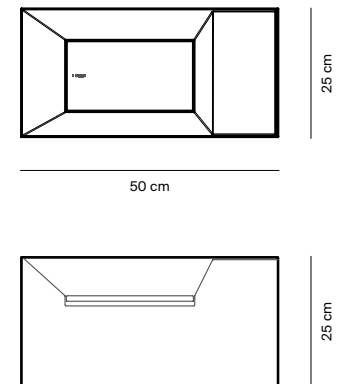


FACETT

Solidsurface top mounted or wall mounted washbasin.
Lavabo sobre encimera o suspendido en Solidsurface.

| | |
|------------|------------------------------|
| Category | Washbasin |
| Designer | Soda |
| Materials | Solidsurface / Cementsolid |
| Colors | Matt White / Grey |
| Dimensions | L. 40 cm, W. 20 cm, H. 12 cm |

Product ID - LA600 / LA600CS

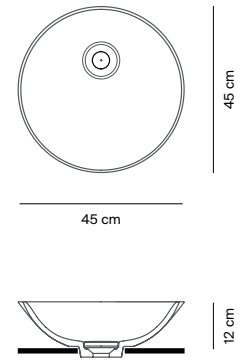


FACETT

Solidsurface top mounted or wall mounted washbasin.
Lavabo sobre encimera o suspendido en Solidsurface.

| | |
|------------|------------------------------|
| Category | Washbasin |
| Designer | Soda |
| Materials | Solidsurface / Cementsolid |
| Colors | Matt White / Grey |
| Dimensions | L. 50 cm, W. 25 cm, H. 25 cm |

Product ID - LA601 / LA601CS

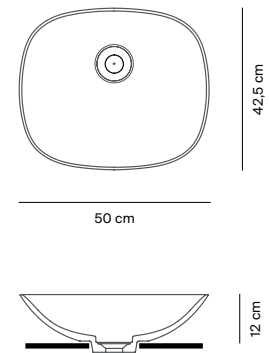


FORMA

Matt Topsolid top mounted washbasin.
Lavabo sobre encimera en Topsolid mate.

| | |
|------------|--|
| Category | Washbasin |
| Designer | Ludovica+Roberto Palomba with Matteo Bollati and Stefano Contini |
| Materials | Topsolid |
| Colors | Matt White |
| Dimensions | L. 45 cm, W. 45 cm, H. 12 cm |

Product ID - FM001

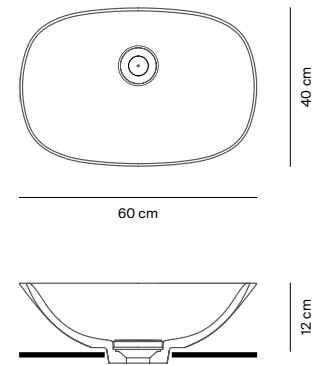


FORMA

Matt Topsolid top mounted washbasin.
Lavabo sobre encimera en Topsolid mate.

| | |
|------------|--|
| Category | Washbasin |
| Designer | Ludovica+Roberto Palomba with Matteo Bollati and Stefano Contini |
| Materials | Topsolid |
| Colors | Matt White |
| Dimensions | L. 50 cm, W. 42.5 cm, H. 12 cm |

Product ID - FM002

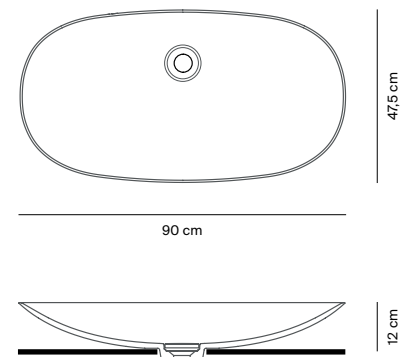


FORMA

Matt Topsolid top mounted washbasin.
Lavabo sobre encimera en Topsolid mate.

| | |
|------------|--|
| Category | Washbasin |
| Designer | Ludovica+Roberto Palomba with Matteo Bollati and Stefano Contini |
| Materials | Topsolid |
| Colors | Matt White |
| Dimensions | L. 60 cm, W. 40 cm, H. 12 cm |

Product ID - FM003

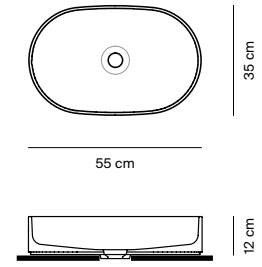


FORMA

Matt Topsolid top mounted washbasin.
Lavabo sobre encimera en Topsolid mate.

| | |
|------------|--|
| Category | Washbasin |
| Designer | Ludovica+Roberto Palomba with Matteo Bollati and Stefano Contini |
| Materials | Topsolid |
| Colors | Matt White |
| Dimensions | L. 90 cm, W. 47,5 cm, H. 12 cm |

Product ID - FM004

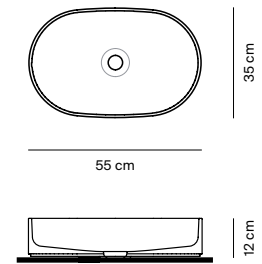


GIRO

Solidsurface top mounted or under mounted washbasin.
Lavabo sobre o bajo encimera en Solidsurface.

| | |
|------------|--|
| Category | Washbasin |
| Designer | Ludovica+Roberto Palomba with Matteo Bollati and Stefano Contini |
| Materials | Solidsurface / Cementsolid |
| Colors | Matt white / Grey |
| Dimensions | L. 55 cm, W. 35 cm, H. 12 cm |

Product ID - GR007 / GR007CS

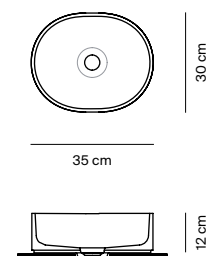


GIRO

Marble top mounted washbasin.
Lavabo sobre encimera en Mármol.

| | |
|------------|--|
| Category | Washbasin |
| Designer | Ludovica+Roberto Palomba with Matteo Bollati and Stefano Contini |
| Materials | Marble |
| Colors | White Marquina / Black Carrara / Pietra Grey |
| Dimensions | L. 55 cm, W. 35 cm, H. 12 cm |

Product ID - GR017

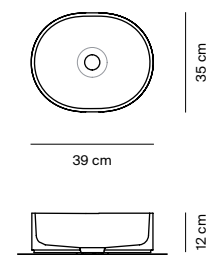


GIRO

Solidsurface top mounted or under mounted washbasin.
Lavabo sobre o bajo encimera en Solidsurface.

| | |
|------------|--|
| Category | Washbasin |
| Designer | Ludovica+Roberto Palomba with Matteo Bollati and Stefano Contini |
| Materials | Solidsurface / Cementsolid |
| Colors | Matt white / Grey |
| Dimensions | L. 37 cm, W. 30 cm, H. 12 cm |

Product ID - GR009 / GR009CS

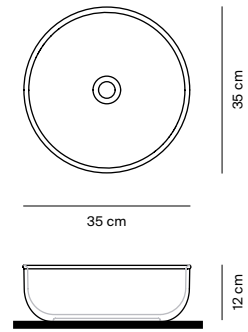


GIRO

Marble top mounted washbasin.
Lavabo sobre encimera en Mármol.

| | |
|------------|--|
| Category | Washbasin |
| Designer | Ludovica+Roberto Palomba with Matteo Bollati and Stefano Contini |
| Materials | Marble |
| Colors | White Marquina / Black Carrara / Pietra Grey |
| Dimensions | L. 37 cm, W. 30 cm, H. 12 cm |

Product ID - GR019

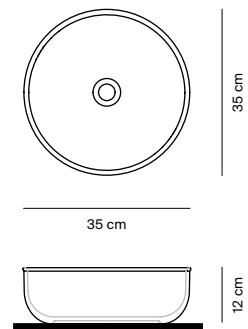


PRIME

Cementsolid top mounted washbasin.
Lavabo sobre encimera en Cementsolid.

| | |
|------------|------------------------------|
| Category | Washbasin |
| Designer | Norm Architects |
| Materials | Solidsurface / Cementsolid |
| Colors | Matt White / Grey |
| Dimensions | L. 35 cm, W. 35 cm, H. 12 cm |

Product ID - PR005 / PR005CS

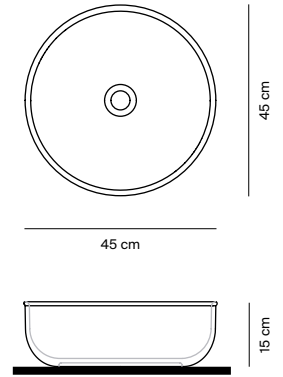


PRIME

Marble top mounted washbasin.
Lavabo sobre encimera en Mármol.

| | |
|------------|--|
| Category | Washbasin |
| Designer | Norm Architects |
| Materials | Marble |
| Colors | White Marquina / Black Carrara / Pietra Grey |
| Dimensions | L. 35 cm, W. 35 cm, H. 12 cm |

Product ID - PR025

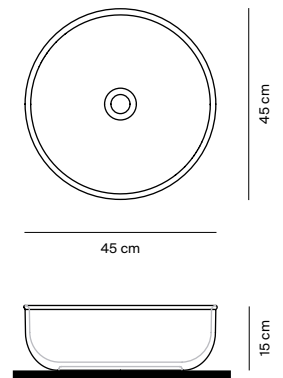


PRIME

Solidsurface top mounted washbasin.
Lavabo sobre encimera en Solidsurface.

| | |
|------------|------------------------------|
| Category | Washbasin |
| Designer | Norm Architects |
| Materials | Solidsurface / Cementsolid |
| Colors | Matt White / Grey |
| Dimensions | L. 45 cm, W. 45 cm, H. 15 cm |

Product ID - PR002 / PR002CS

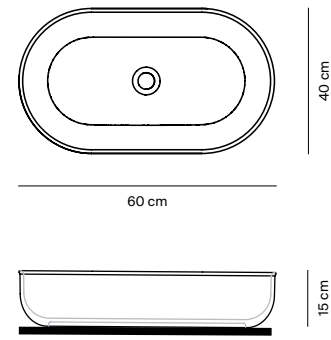


PRIME

Marble top mounted washbasin.
Lavabo sobre encimera en Mrmarol.

| | |
|------------|--|
| Category | Washbasin |
| Designer | Norm Architects |
| Materials | Marble |
| Colors | White Marquina / Black Carrara / Pietra Grey |
| Dimensions | L. 45 cm, W. 45 cm, H. 15 cm |

Product ID - PR022

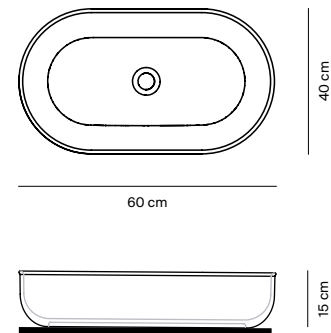


PRIME

Solidsurface top mounted washbasin.
Lavabo sobre encimera en Solidsurface.

| | |
|------------|------------------------------|
| Category | Washbasin |
| Designer | Norm Architects |
| Materials | Solidsurface |
| Colors | Matt White |
| Dimensions | L. 60 cm, W. 40 cm, H. 15 cm |

Product ID - PR001

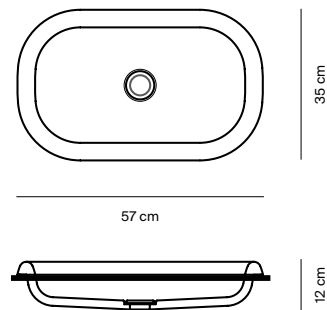


PRIME

Marble top mounted washbasin.
Lavabo sobre encimera en Mármol.

| | |
|------------|--|
| Category | Washbasin |
| Designer | Norm Architects |
| Materials | Marble |
| Colors | White Marquina / Black Carrara / Pietra Grey |
| Dimensions | L. 60 cm, W. 40 cm, H. 15 cm |

Product ID - PR021

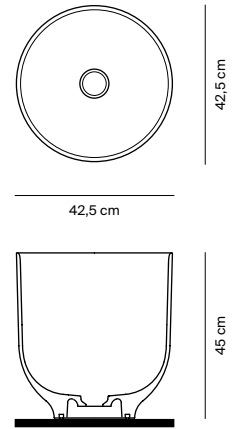


UPDOWN

Marble semi-inset washbasin.
Lavabo semi-encastado en Mármol.

| | |
|------------|--|
| Category | Washbasin |
| Designer | |
| Materials | Marble |
| Colors | White Marquina / Black Carrara / Pietra Grey |
| Dimensions | L. 57 cm, W. 35 cm, H. 12 cm |

Product ID - LA602

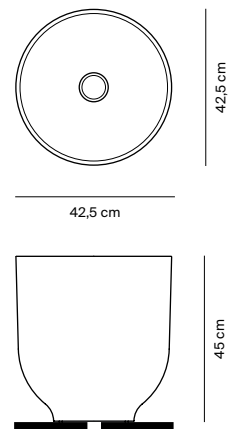


ORIGIN

Topsolid top mounted washbasin.
Lavabo sobre encimera en Topsolid.

| | |
|------------|----------------------------------|
| Category | Washbasin |
| Designer | Seung-Young Song |
| Materials | Topsolid |
| Colors | Matt White / Glossy white |
| Dimensions | L. 42,5 cm, W. 42,5 cm, H. 45 cm |

Product ID - OG001

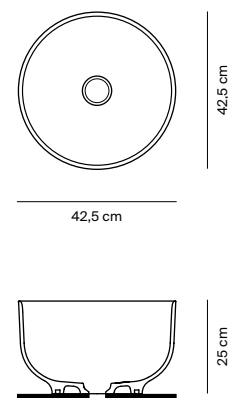


ORIGIN

Marble top mounted washbasin.
Lavabo sobre encimera en Mármol.

| | |
|------------|--|
| Category | Washbasins |
| Designer | Seung-Young Song |
| Materials | Marble |
| Colors | White Marquina / Black Carrara / Pietra Grey |
| Dimensions | L. 42,5 cm, W. 42,5 cm, H. 45 |

Product ID - OG007

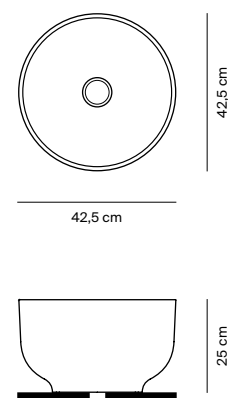


ORIGIN

Topsolid top mounted washbasin.
Lavabo sobre encimera en Topsolid.

| | |
|------------|----------------------------------|
| Category | Washbasin |
| Designer | Seung-Young Song |
| Materials | Topsolid |
| Colors | Matt White / Glossy White |
| Dimensions | L. 42,5 cm, W. 42,5 cm, H. 25 cm |

Product ID - OG006

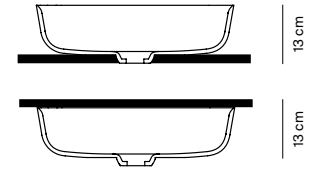
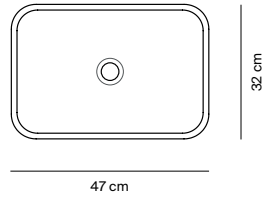


ORIGIN

Marble top mounted washbasin.
Lavabo sobre encimera en mármol.

| | |
|------------|--|
| Category | Washbasins |
| Designer | Seung-Young Song |
| Materials | Marble |
| Colors | White Marquina / Black Carrara / Pietra Gray |
| Dimensions | L. 42,5 cm, W. 42,5 cm, H. 25 cm |

Product ID - OG008

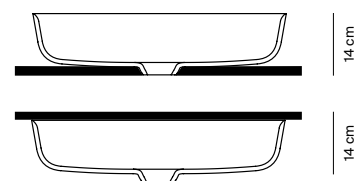
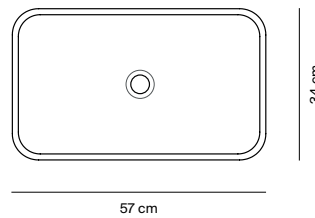


QUADRO45

Corian® top mounted or under mounted washbasin.
Lavabo sobre o bajo encimera en Corian®.

Product ID - LA472

| | |
|------------|------------------------------|
| Category | Washbasin |
| Designer | |
| Materials | Corian® |
| Colors | White |
| Dimensions | L. 47 cm, W. 32 cm, H. 13 cm |

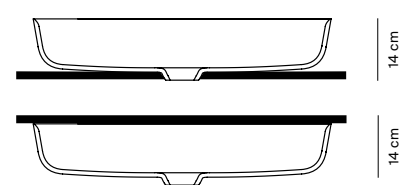
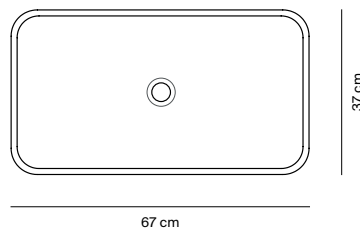


QUADRO55

Corian® top mounted or under mounted washbasin.
Lavabo sobre o bajo encimera en Corian®.

Product ID - LA473

| | |
|------------|------------------------------|
| Category | Washbasin |
| Designer | |
| Materials | Corian® |
| Colors | White |
| Dimensions | L. 57 cm, W. 34 cm, H. 14 cm |

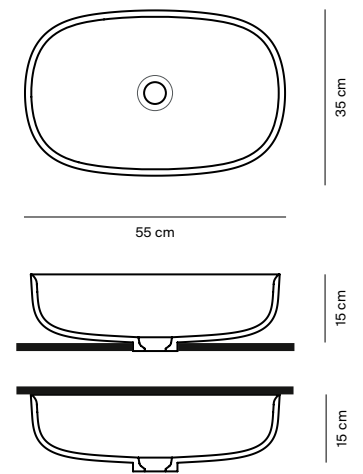


QUADRO65

Corian® top mounted or under mounted washbasin.
Lavabo sobre o bajo encimera en Corian®.

Product ID - LA474

| | |
|------------|------------------------------|
| Category | Washbasin |
| Designer | |
| Materials | Corian® |
| Colors | White |
| Dimensions | L. 67 cm, W. 37 cm, H. 14 cm |

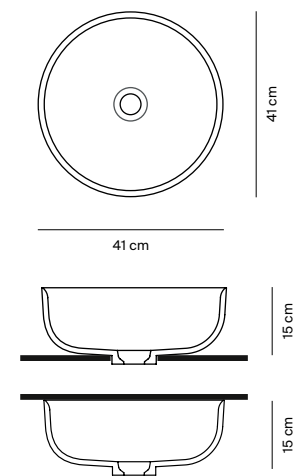


OVALO

Corian® top mounted or under mounted washbasin.
Lavabo sobre o bajo encimera en Corian®.

| | |
|------------|------------------------------|
| Category | Washbasin |
| Designer | |
| Materials | Corian® |
| Colors | White |
| Dimensions | L. 55 cm, W. 35 cm, H. 15 cm |

Product ID - LA471

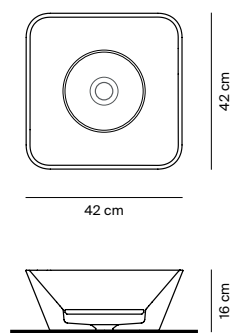


CERCLO

Corian® top mounted or under mounted washbasin.
Lavabo sobre o bajo encimera en Corian®.

| | |
|------------|------------------------------|
| Category | Washbasin |
| Designer | |
| Materials | Corian® |
| Colors | White |
| Dimensions | L. 41 cm, W. 41 cm, H. 15 cm |

Product ID - LA470

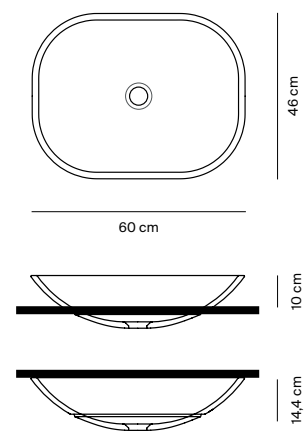


FLUENT

Solidsurface top mounted washbasin.
Lavabo sobre encimera en Solidsurface.

| | |
|------------|------------------------------|
| Category | Washbasin |
| Designer | Arik Levy |
| Materials | Solidsurface |
| Colors | Matt White |
| Dimensions | L. 42 cm, W. 42 cm, H. 16 cm |

Product ID - FL010

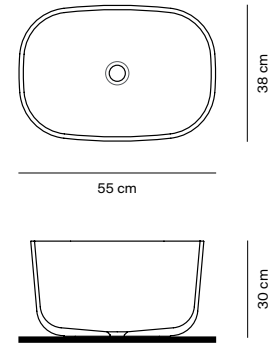


OU

Solidsurface semi-inset or under mounted washbasin.
Lavabo semi-encastado o bajo encimera en Solidsurface.

| | |
|------------|------------------------------|
| Category | Washbasin |
| Designer | |
| Materials | Solidsurface |
| Colors | Matt White |
| Dimensions | L. 46 cm, W. 60 cm, H. 10 cm |

Product ID - LA425

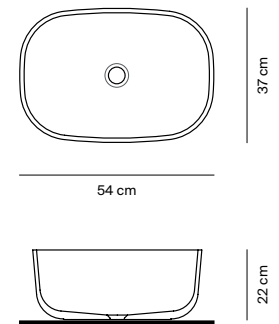


FONTAIN

Solidsurface top mounted washbasin.
Lavabo sobre encimera en Solidsurface.

| | |
|------------|------------------------------|
| Category | Washbasin |
| Designer | |
| Materials | Solidsurface |
| Colors | Matt White |
| Dimensions | L. 55 cm, W. 38 cm, H. 30 cm |

Product ID - LA433

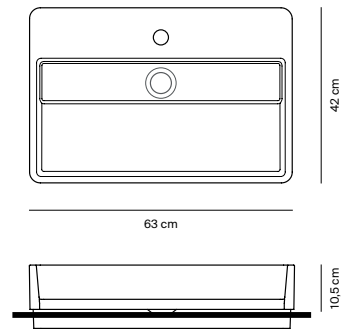


FONTAIN

Solidsurface top mounted washbasin.
Lavabo sobre encimera en Solidsurface.

| | |
|------------|------------------------------|
| Category | Washbasin |
| Designer | |
| Materials | Solidsurface |
| Colors | Matt White |
| Dimensions | L. 54 cm, W. 37 cm, H. 22 cm |

Product ID - LA434

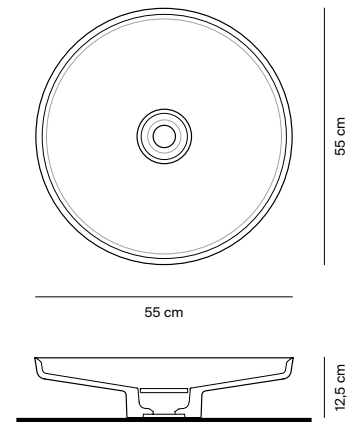


STRUCTURE

Glossy Topsolid top mounted washbasin.
Lavabo sobre encimera en Topsolid brillo.

| | |
|------------|--------------------------------|
| Category | Washbasin |
| Designer | Arik Levy |
| Materials | Topsolid |
| Colors | Glossy White |
| Dimensions | L. 63 cm, W. 42 cm, H. 10,5 cm |

Product ID - SR140

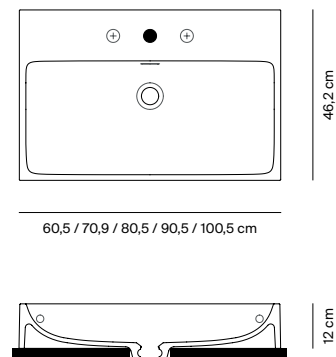


BOWL

Glossy Topsolid top mounted washbasin.
Lavabo sobre encimera en Topsolid brillo.

| | |
|------------|--------------------------------|
| Category | Washbasin |
| Designer | Arik Levy |
| Materials | Topsolid |
| Colors | Glossy white |
| Dimensions | L. 55 cm, W. 55 cm, H. 12,5 cm |

Product ID - BW001

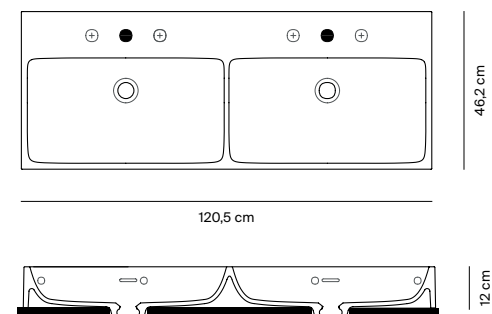



LABO

Matt Topsolid top or wall mounted washbasin.

Lavabo sobre encimera o suspendido en Topsolid mate.

| | |
|------------|---|
| Category | Washbasin |
| Designer | |
| Materials | Topsolid |
| Colors | Matt White |
| Dimensions | L. 60,5 / 70,9 / 80,5 / 90,5 / 100,5 cm, W. 46,2 cm, H. 12 cm |



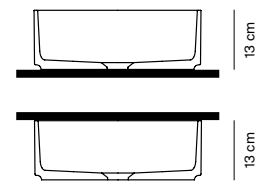
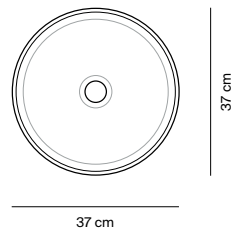
LABO

Matt Topsolid top or wall mounted washbasin.

Lavabo sobre encimera o suspendido en Topsolid mate.

| | |
|------------|-----------------------------------|
| Category | Washbasin |
| Designer | |
| Materials | Topsolid |
| Colors | Matt White |
| Dimensions | L. 120,5 cm, W. 46,2 cm, H. 12 cm |



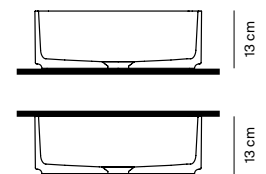
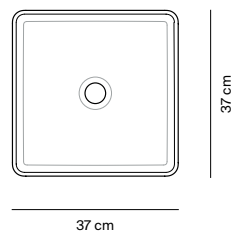


GLAZE

Glossy Topsolid top mounted or under mounted washbasin.
Lavabo sobre o bajo encimera en Topsolid brillo.

| | |
|------------|------------------------------|
| Category | Washbasin |
| Designer | |
| Materials | Topsolid |
| Colors | Glossy White |
| Dimensions | L. 37 cm, W. 37 cm, H. 13 cm |

Product ID - LA453

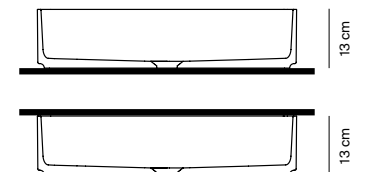
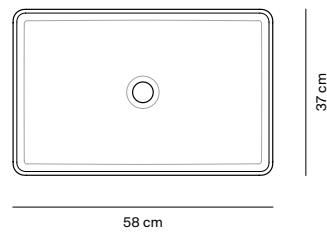


GLAZE

Glossy Topsolid top mounted or under mounted washbasin.
Lavabo sobre o bajo encimera en Topsolid brillo.

| | |
|------------|------------------------------|
| Category | Washbasin |
| Designer | |
| Materials | Topsolid |
| Colors | Glossy White |
| Dimensions | L. 37 cm, W. 37 cm, H. 13 cm |

Product ID - LA454

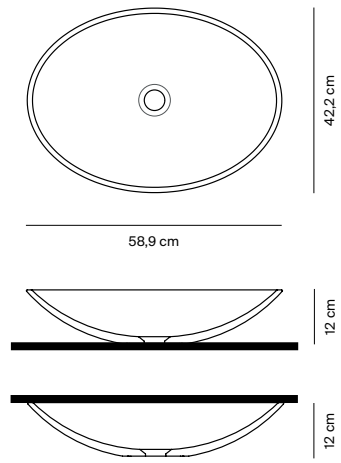


GLAZE

Glossy Topsolid top mounted or under mounted washbasin.
Lavabo sobre o bajo encimera en Topsolid brillo.

| | |
|------------|------------------------------|
| Category | Washbasin |
| Designer | |
| Materials | Topsolid |
| Colors | Glossy White |
| Dimensions | L. 58 cm, W. 37 cm, H. 13 cm |

Product ID - LA455

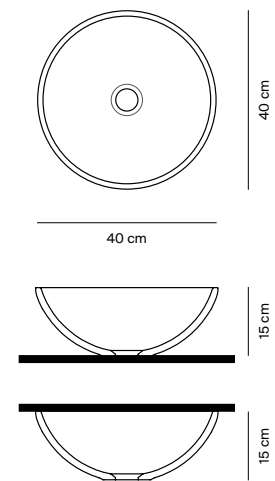


LA451

Glossy Topsolid top mounted or under mounted washbasin.
Lavabo sobre o bajo encimera en Topsolid brillo.

| | |
|------------|----------------------------------|
| Category | Washbasin |
| Designer | |
| Materials | Topsolid |
| Colors | Glossy White |
| Dimensions | L. 58,9 cm, W. 42,2 cm, H. 12 cm |

Product ID - LA451

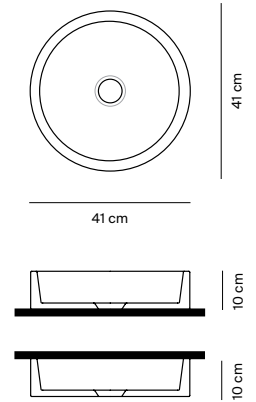


LA452

Glossy Topsolid top mounted or under mounted washbasin.
Lavabo sobre o bajo encimera en Topsolid brillo.

| | |
|------------|------------------------------|
| Category | Washbasin |
| Designer | |
| Materials | Topsolid |
| Colors | Glossy White |
| Dimensions | L. 40 cm, W. 40 cm, H. 15 cm |

Product ID - LA452

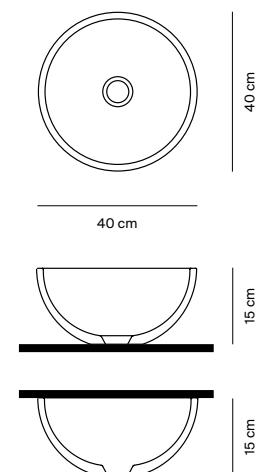


LA431

Solidsurface top mounted or under mounted washbasin.
Lavabo sobre o bajo encimera en Solidsurface.

| | |
|------------|------------------------------|
| Category | Washbasin |
| Designer | |
| Materials | Solidsurface |
| Colors | Matt White |
| Dimensions | L. 41 cm, W. 41 cm, H. 10 cm |

Product ID - LA431



LA432

Solidsurface top mounted or under mounted washbasin.
Lavabo sobre o bajo encimera en Solidsurface.

| | |
|------------|------------------------------|
| Category | Washbasin |
| Designer | |
| Materials | Solidsurface |
| Colors | Matt White |
| Dimensions | L. 40 cm, W. 40 cm, H. 15 cm |

Product ID - LA432

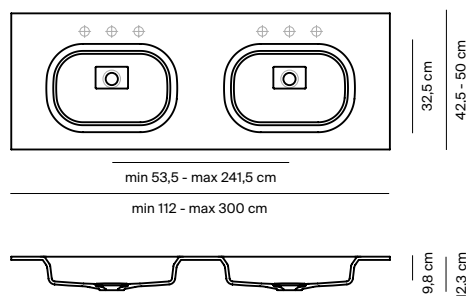
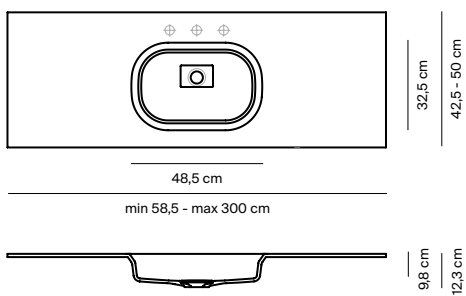


Tops & Worktops

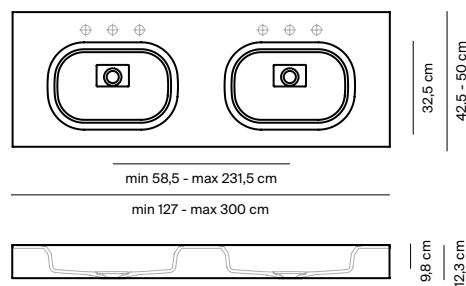
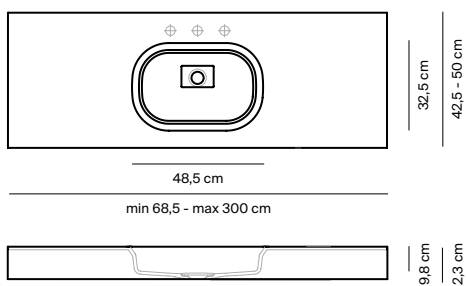




TOP CUBE



WORKTOP CUBE

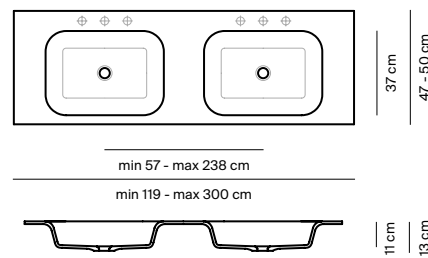
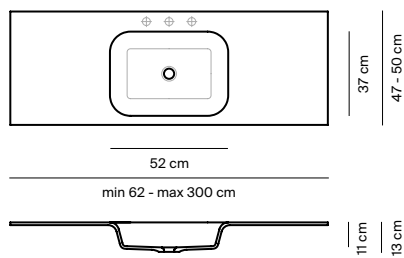


Solidsurface top or worktop with integrated washbasin.
Tapa o encimera con lavabo integrado en Solidsurface.

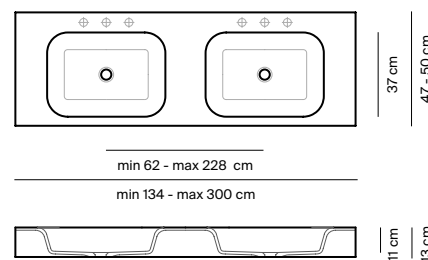
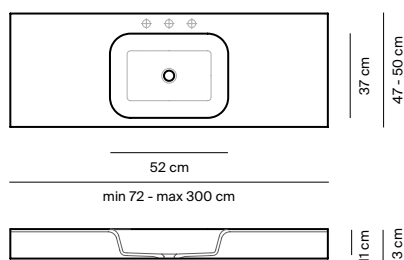
| | |
|-----------------|-----------------------------------|
| Category | Tops / Worktops |
| Materials | Solidsurface / Cementsolid |
| Colors | Matt White / Matt Grey |
| Sink Dimensions | L. 48,5 cm, W. 32,5 cm, H. 9,8 cm |



TOP FLOAT



WORKTOP FLOAT

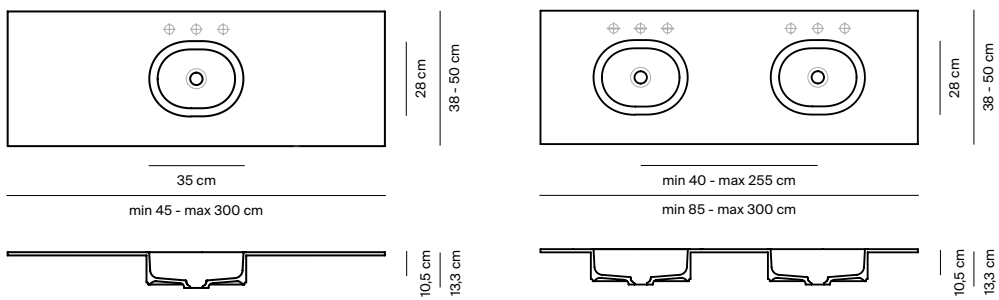


Cementsolid top or worktop with integrated washbasin.
Tapa o encimera con lavabo integrado en Cementsolid.

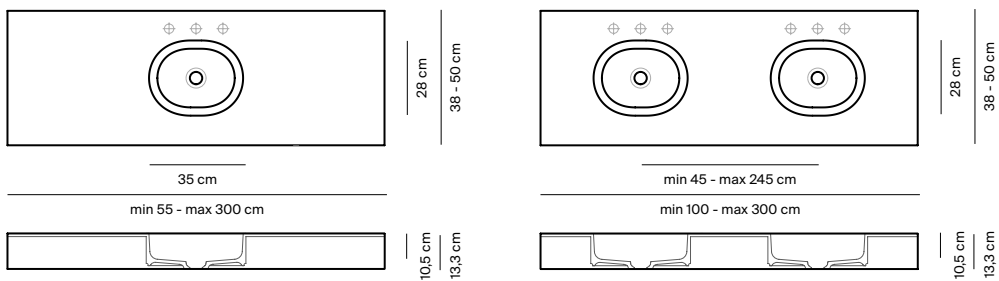
| | |
|-----------------|------------------------------|
| Category | Top / Worktop |
| Materials | Solidsurface / Cementsolid |
| Colors | Matt White / Matt Grey |
| Sink Dimensions | L. 52 cm, W. 37 cm, H. 11 cm |



TOP GIRO



WORKTOP GIRO

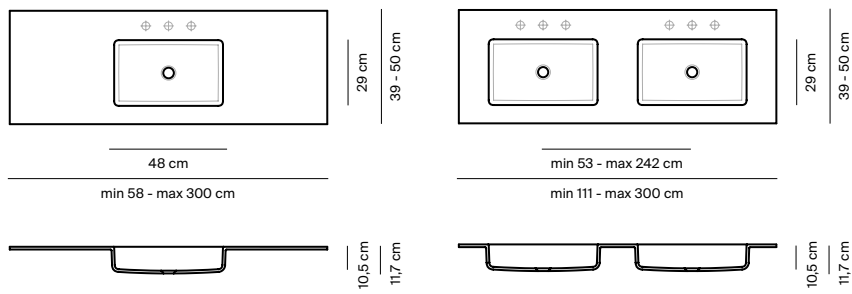


Cementsolid top or worktop with integrated washbasin.
Tapa o encimera con lavabo integrado en Cementsolid.

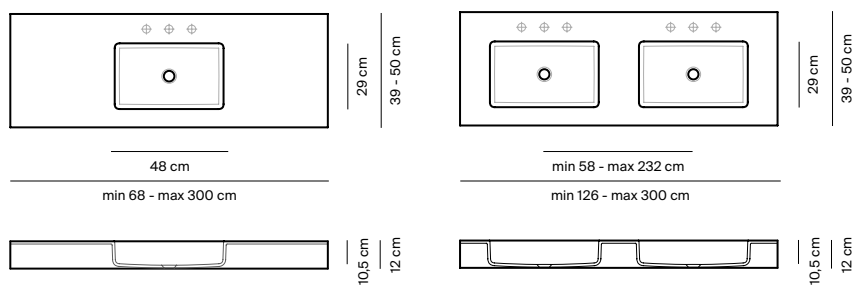
| | |
|-----------------|--------------------------------|
| Category | Top / Worktop |
| Materials | Solidsurface / Cementsolid |
| Colors | Matt White / Matt Grey |
| Sink Dimensions | L. 35 cm, W. 28 cm, H. 10,5 cm |



TOP H2



WORKTOP H2

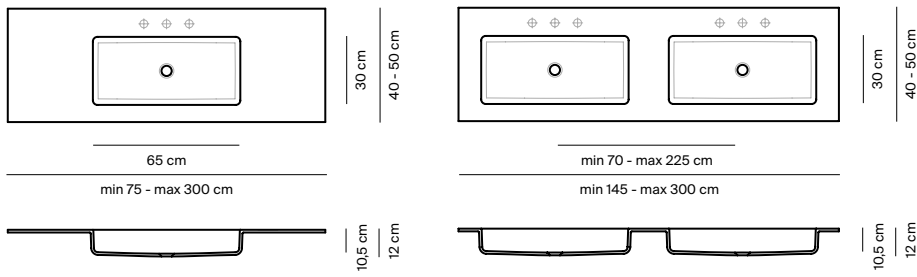


Solidsurface top or worktop with integrated washbasin.
Tapa o encimera con lavabo integrado en Solidsurface.

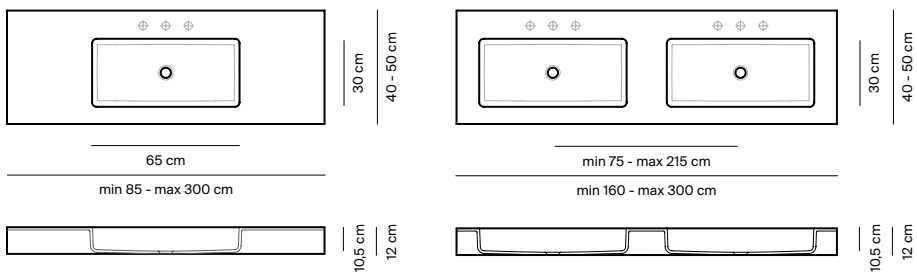
| | |
|-----------------|--------------------------------|
| Category | Tops / Worktops |
| Materials | Solidsurface / Cementsolid |
| Colors | Matt White / Matt Grey |
| Sink Dimensions | L. 48 cm, W. 29 cm, H. 10,5 cm |



TOP H5



WORKTOP H5



Solidsurface top or worktop with integrated washbasin.
Tapa o encimera con lavabo integrado en Solidsurface.

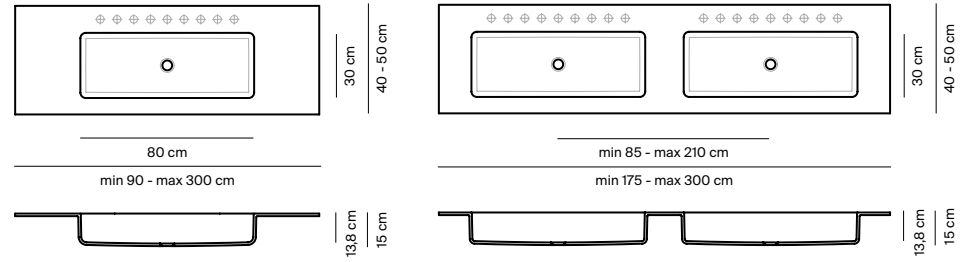
| | |
|-----------------|--------------------------------|
| Category | Tops / Worktops |
| Materials | Solidsurface / Cementsolid |
| Colors | Matt White / Matt Grey |
| Sink Dimensions | L. 65 cm, W. 30 cm, H. 10,5 cm |



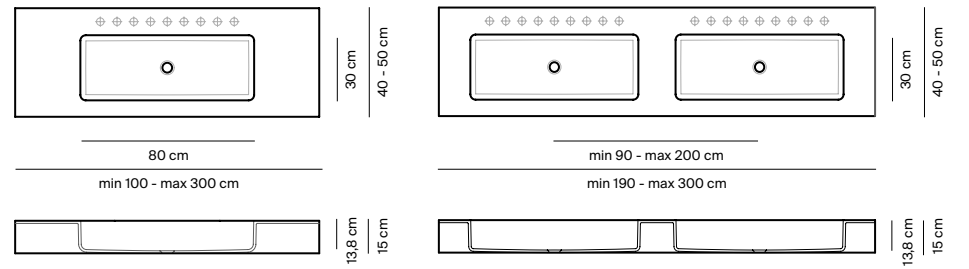
Solidsurface top or worktop with integrated washbasin.
Tapa o encimera con lavabo integrado en Solidsurface.

| | |
|-----------------|--------------------------------|
| Category | Tops / Worktops |
| Materials | Solidsurface |
| Colors | Matt White |
| Sink Dimensions | L. 80 cm, W. 30 cm, H. 13,8 cm |

TOP H8



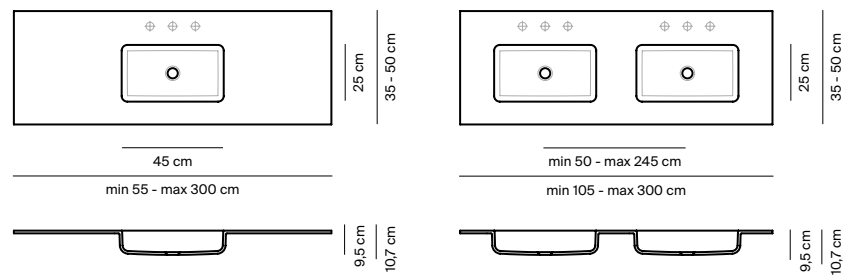
WORKTOP H8



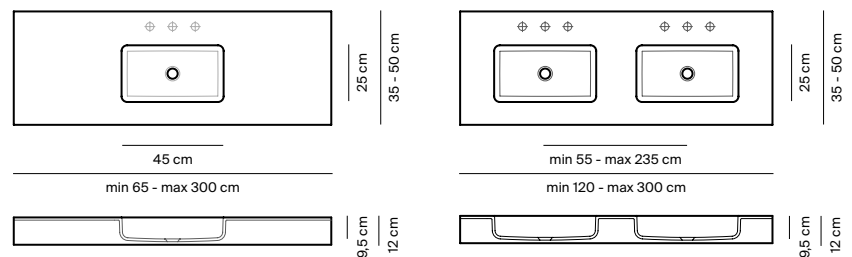
Solidsurface top or worktop with integrated washbasin.
Tapa o encimera con lavabo integrado en Solidsurface.

| | |
|-----------------|-------------------------------|
| Category | Tops / Worktops |
| Materials | Corian® |
| Colors | Matt White |
| Sink Dimensions | L. 45 cm, W. 25 cm, H. 9,5 cm |

TOP H6



WORKTOP H6

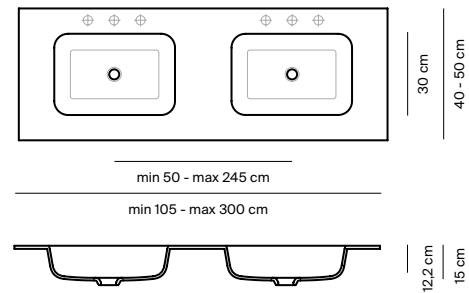
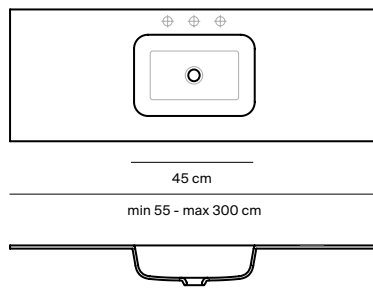




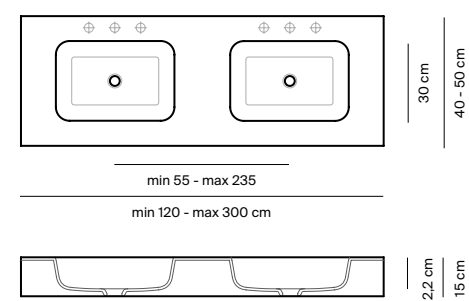
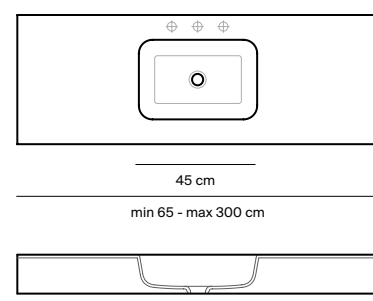
Corian® top or worktop with integrated washbasin.
Tapa o encimera con lavabo integrado en Corian®.

| | |
|-----------------|-------------------------------|
| Category | Tops / Worktops |
| Materials | Corian® |
| Colors | Matt White |
| Sink Dimensions | L. 45 cm, W. 30 cm, H.12,2 cm |

TOP QUADRO45



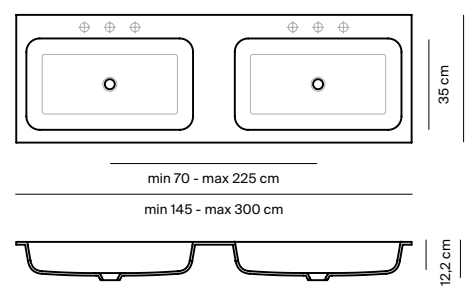
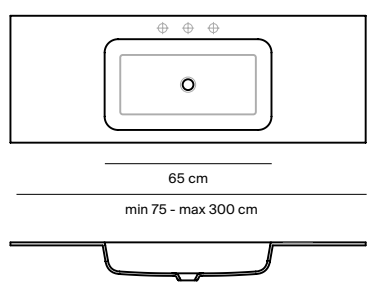
WORKTOP QUADRO45



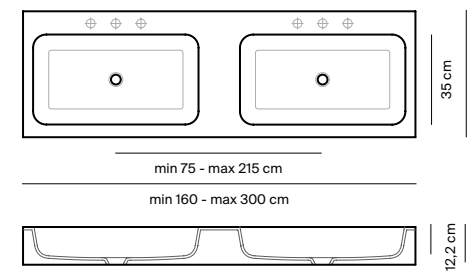
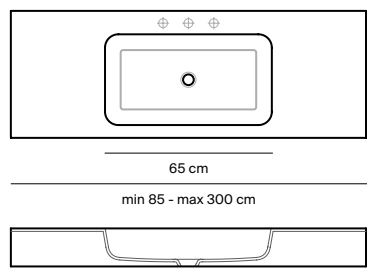
Corian® top or worktop with integrated washbasin.
Tapa o encimera con lavabo integrado en Corian®.

| | |
|-----------------|--------------------------------|
| Category | Tops / Worktops |
| Materials | Corian® |
| Colors | Matt White |
| Sink Dimensions | L. 65 cm, W. 35 cm, H. 12,2 cm |

TOP QUADRO65

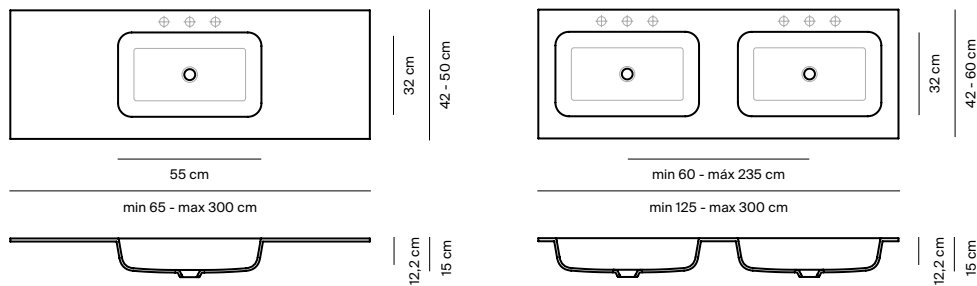


WORKTOP QUADRO65

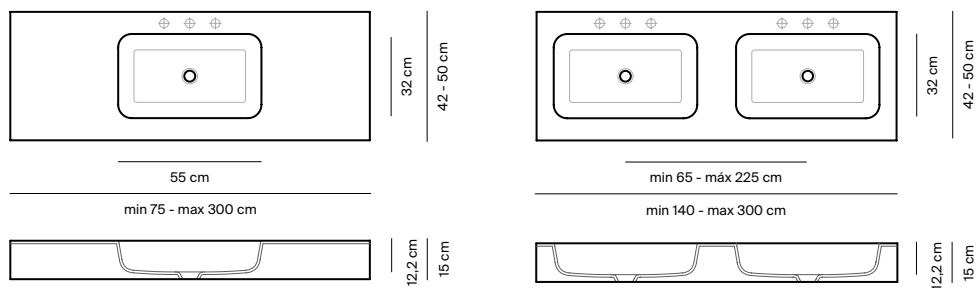




TOP QUADRO55



WORKTOP QUADRO55

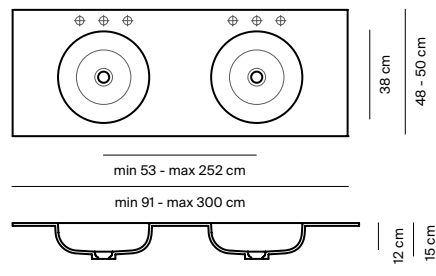
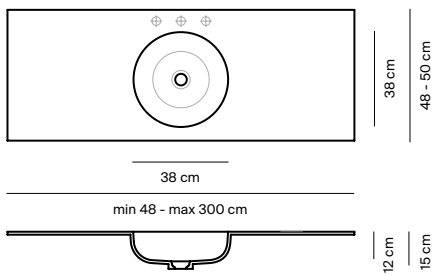


Corian® top or worktop with integrated washbasin.
Tapa o encimera con lavabo integrado en Corian®.

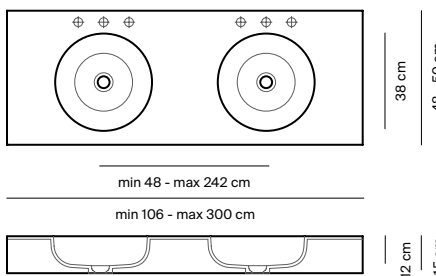
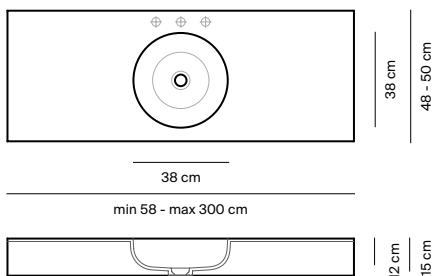
| | |
|-----------------|--------------------------------|
| Category | Tops / Worktops |
| Materials | Corian® |
| Colors | Matt White |
| Sink Dimensions | L. 55 cm, W. 32 cm, H. 12,2 cm |



TOP CERCLO



WORKTOP CERCLO

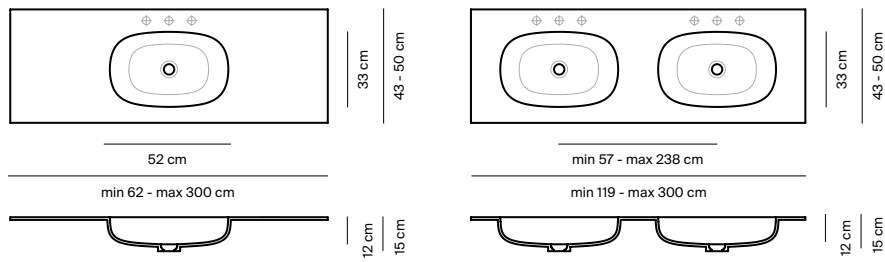


Corian® top or worktop with integrated washbasin.
Tapa o encimera con lavabo integrado en Corian®.

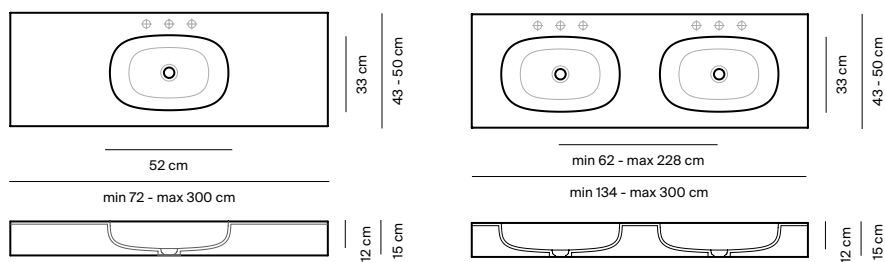
| | |
|-----------------|------------------------------|
| Category | Top / Worktop |
| Materials | Corian® |
| Colors | Matt White |
| Sink Dimensions | L. 38 cm, W. 38 cm, H. 12 cm |



TOP OVALO



WORKTOP OVALO

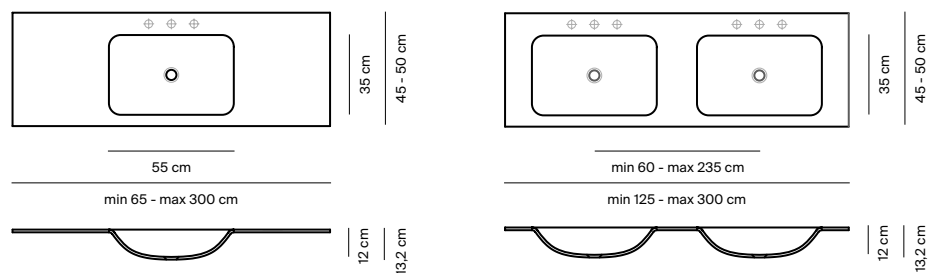


Corian® top or worktop with integrated washbasin.
Tapa o encimera con lavabo integrado en Corian®.

| | |
|-----------------|------------------------------|
| Category | Top / Worktop |
| Materials | Corian® |
| Colors | Matt White |
| Sink Dimensions | L. 38 cm, W. 38 cm, H. 12 cm |



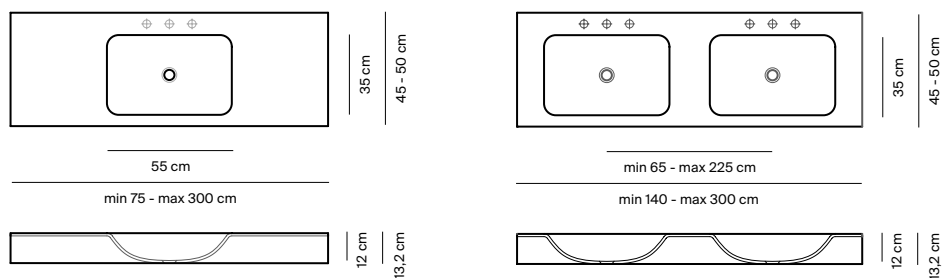
TOP D1



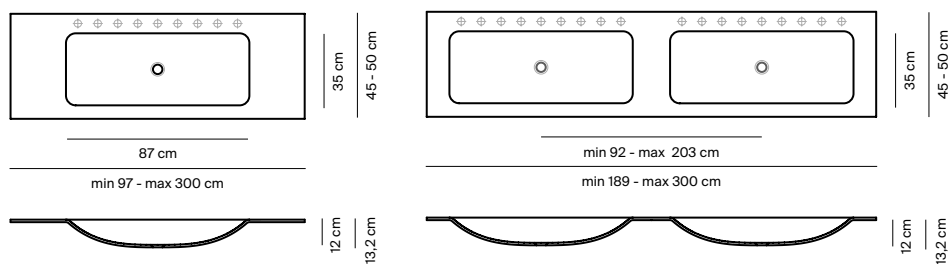
Corian® top or worktop with integrated washbasin.
Tapa o encimera con lavabo integrado en Corian®.

| | |
|-----------------|-----------------------------|
| Category | Tops / Worktops |
| Materials | Corian® |
| Colors | Matt White |
| Sink Dimensions | L. 55 cm, W. 35 cm, H.12 cm |

WORKTOP D1



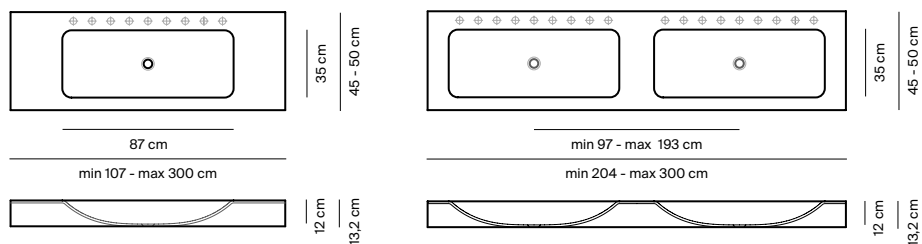
TOP D3



Corian® top or worktop with integrated washbasin.
Tapa o encimera con lavabo integrado en Corian®.

| | |
|-----------------|------------------------------|
| Category | Tops / Worktops |
| Materials | Corian® |
| Colors | Matt White |
| Sink Dimensions | L. 87 cm, W. 35 cm, H. 12 cm |

WORKTOP D3

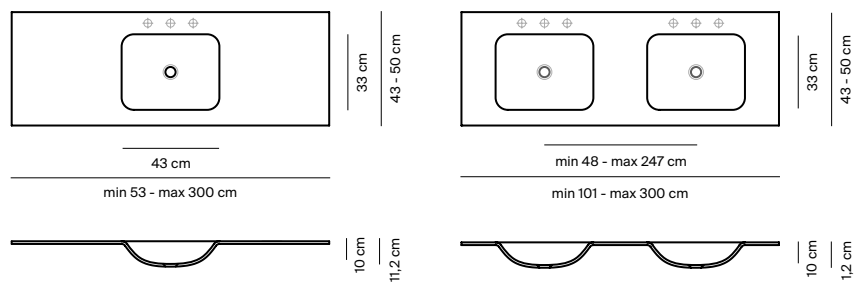




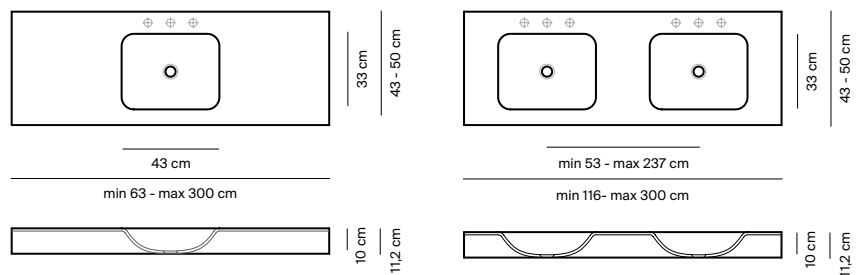
Corian® top or worktop with integrated washbasin.
Tapa o encimera con lavabo integrado en Corian®.

| | |
|-----------------|------------------------------|
| Category | Tops - Worktops |
| Materials | Corian® |
| Colors | Matt White |
| Sink Dimensions | L. 43 cm, W. 33 cm, H. 10 cm |

TOP D4



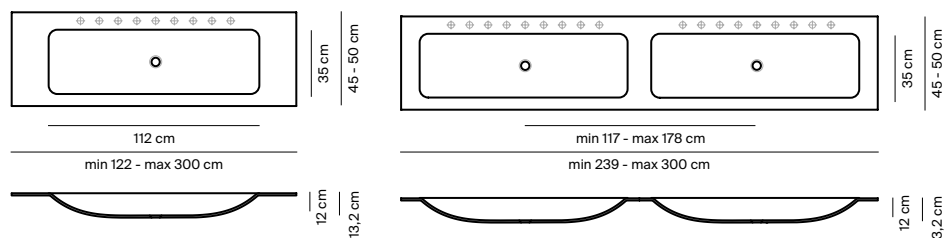
WORKTOP D4



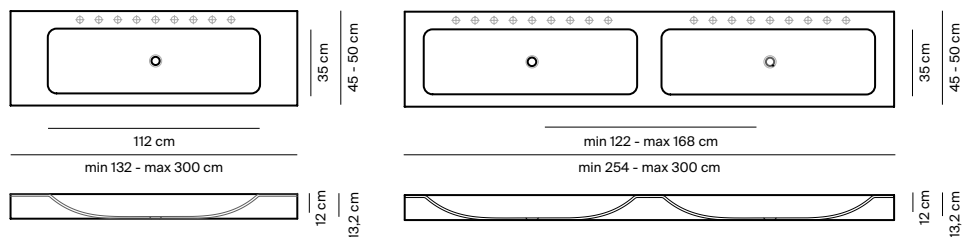
Corian® top or worktop with integrated washbasin.
Tapa o encimera con lavabo integrado en Corian®.

| | |
|-----------------|-------------------------------|
| Category | Tops / Worktops |
| Materials | Corian® |
| Colors | Matt White |
| Sink Dimensions | L. 112 cm, W. 35 cm, H. 12 cm |

TOP D5



WORKTOP D5

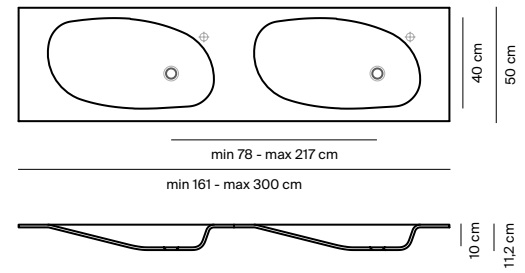
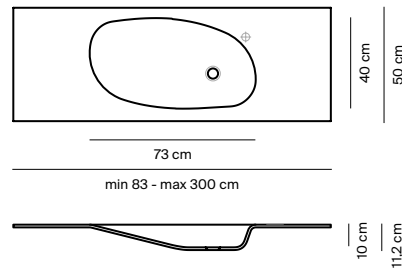




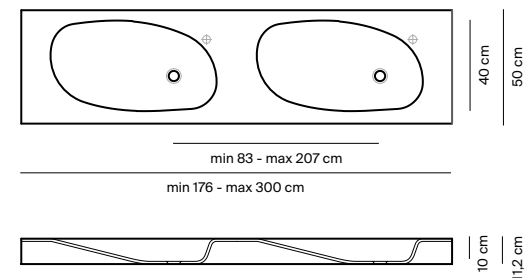
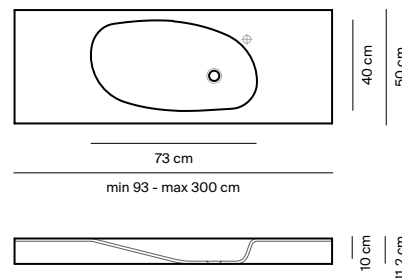
Corian® top or worktop with integrated washbasin.
Tapa o encimera con lavabo integrado en Corian®.

| | |
|-----------------|------------------------------|
| Category | Tops / Worktops |
| Materials | Corian® |
| Colors | Matt White |
| Sink Dimensions | L. 73 cm, W. 40 cm, H. 10 cm |

TOP F1



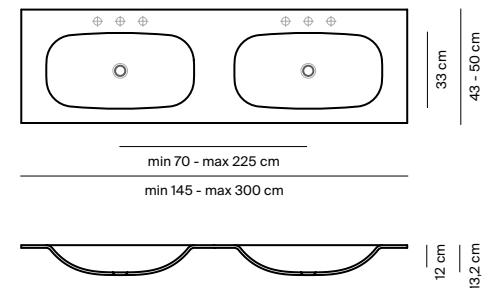
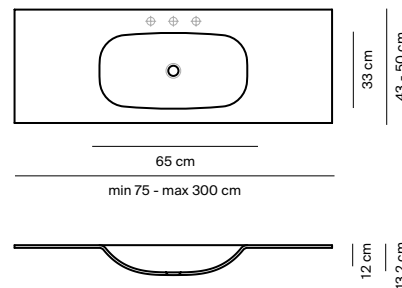
WORKTOP F1



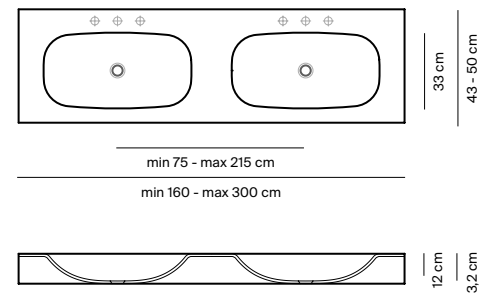
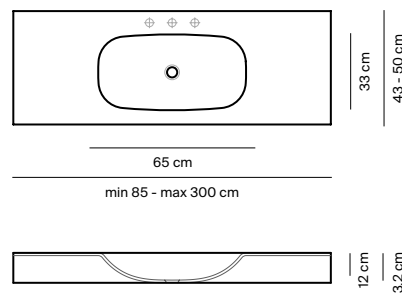
Corian® top or worktop with integrated washbasin.
Tapa o encimera con lavabo integrado en Corian®.

| | |
|-----------------|------------------------------|
| Category | Tops / Worktops |
| Materials | Corian® |
| Colors | Matt White |
| Sink Dimensions | L. 65 cm, W. 33 cm, H. 12 cm |

TOP G1



WORKTOP G1

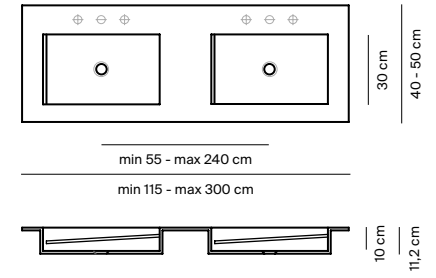
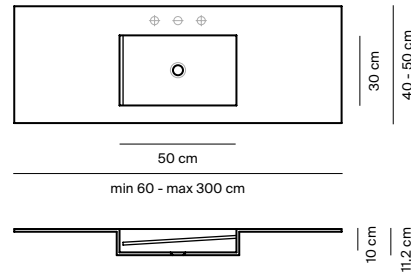




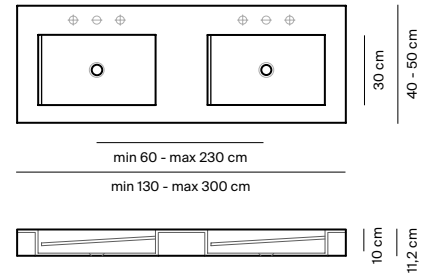
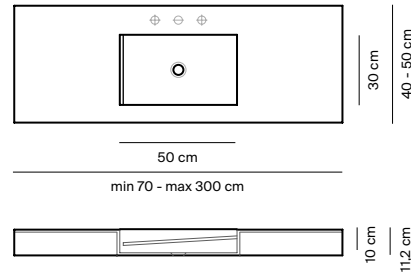
Corian® top or worktop with integrated washbasin.
Tapa o encimera con lavabo integrado en Corian®.

| | |
|-----------------|------------------------------|
| Category | Tops / Worktops |
| Materials | Corian® |
| Colors | Matt White |
| Sink Dimensions | L. 50 cm, W. 30 cm, H. 10 cm |

TOP A2



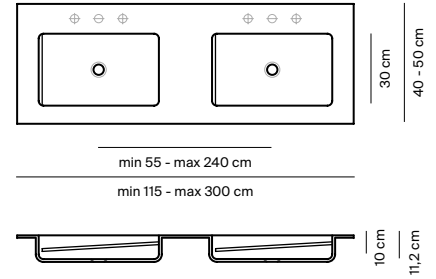
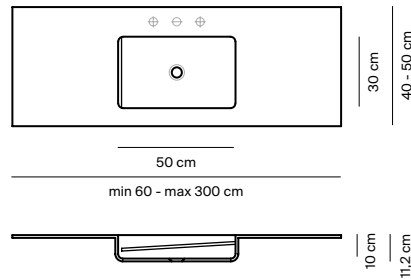
WORKTOP A2



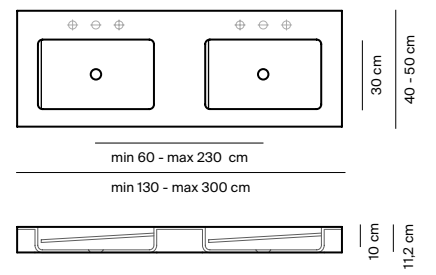
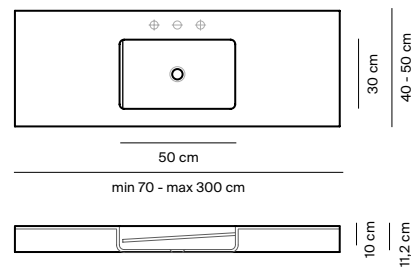
Corian® top or worktop with integrated washbasin.
Tapa o encimera con lavabo integrado en Corian®.

| | |
|-----------------|------------------------------|
| Category | Tops / Worktops |
| Materials | Corian® |
| Colors | Matt White |
| Sink Dimensions | L. 50 cm, W. 30 cm, H. 10 cm |

TOP C2

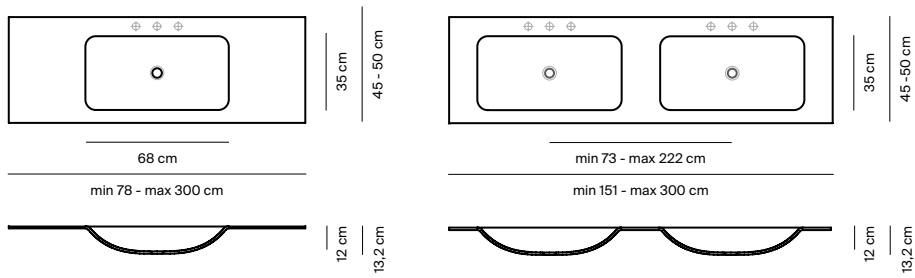


WORKTOP C2

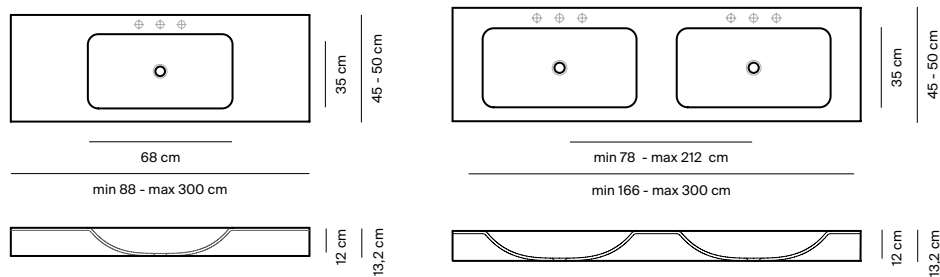




TOP D2



WORKTOP D2

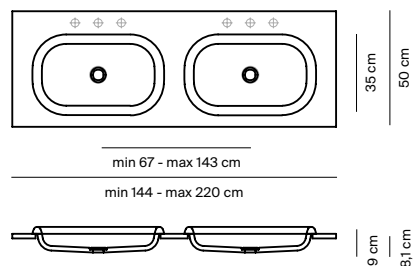
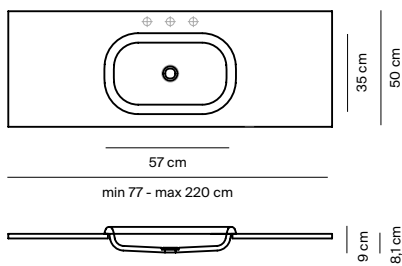


Corian® top or worktop with integrated washbasin.
Tapa o encimera con lavabo integrado en Corian®.

| | |
|-----------------|------------------------------|
| Category | Top / Worktop |
| Materials | Corian® |
| Colors | Matt White |
| Sink Dimensions | L. 68 cm, W. 35 cm, H. 12 cm |



TOP UPDOWN

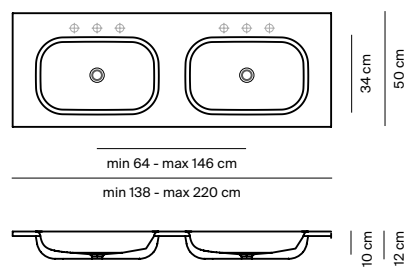
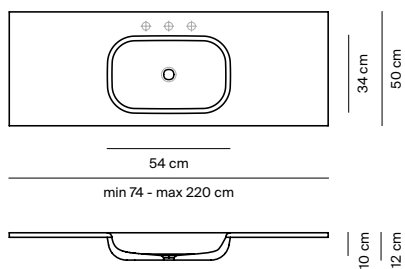


Marble top with integrated washbasin.
Tapa con lavabo integrado en mármol.

| | |
|-----------------|--|
| Category | Tops / Worktops |
| Materials | Marble |
| Colors | White Marquina / Black Carrara / Pietra Grey |
| Sink Dimensions | L. 57 cm, W. 35 cm, H. 9 cm |



TOP SENIO

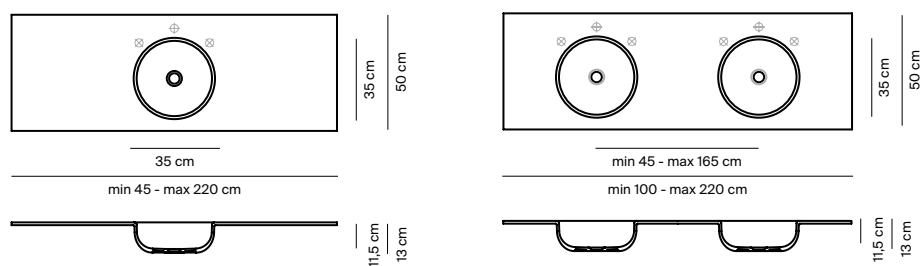


Marble top with integrated washbasin.
Tapa con lavabo integrado en mármol.

| | |
|-----------------|--|
| Category | Tops / Worktops |
| Materials | Marble |
| Colors | White Marquina / Black Carrara / Pietra Grey |
| Sink Dimensions | L. 54 cm, W. 34 cm, H. 10 cm |



TOP PRIME35



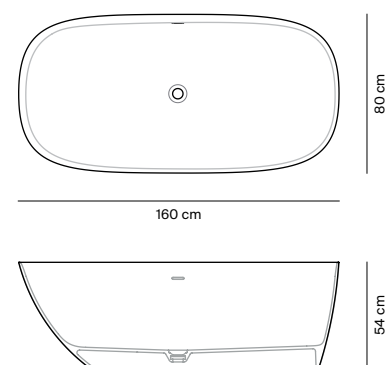
Marble top with integrated washbasin.
Tapa con lavabo integrado en mármol.

| | |
|-----------------|--|
| Category | Tops / Worktops |
| Materials | Marble |
| Colors | White Marquina / Black Carrara / Pietra Grey |
| Sink Dimensions | L. 35 cm, W. 35 cm, H. 11,5 cm |



Bathtubs





FORMA

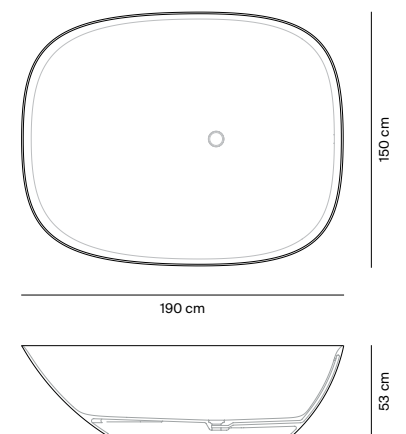
Matt Topsolid freestanding bathtub. With overflow.
 Bañera exenta en Topsolid mate. Con rebosadero.

| | |
|------------|--|
| Category | Bathtubs |
| Designer | Ludovica+Roberto Palomba con Matteo Bolliati y Stefano Contini |
| Materials | Topsolid |
| Colors | Matt White |
| Dimensions | L. 160 cm, W. 80 cm, H. 54 cm |

Product ID - FM010





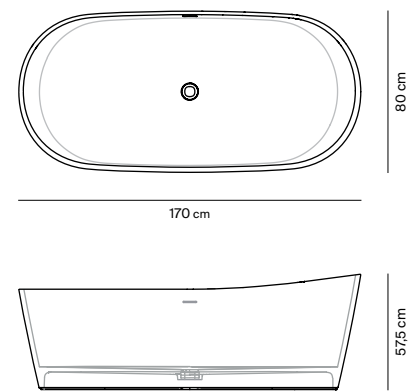


FORMA

Matt Topsolid freestanding bathtub. With overflow.
 Bañera exenta en Topsolid mate. Con rebosadero.

| | |
|------------|---|
| Category | Bathtubs |
| Designer | Ludovica+Roberto Palomba con Matteo Bollati y Stefano Contini |
| Materials | Topsolid |
| Colors | Matt White |
| Dimensions | L. 190 cm, W. 150 cm, H. 53 cm |

Product ID - FM011



GIRO

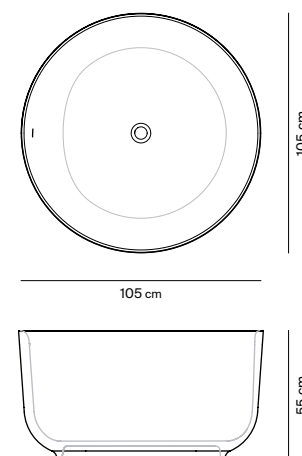
Solidsurface freestanding bathtub. With overflow.
 Bañera exenta en Solidsurface. Con rebosadero.

| | |
|------------|---|
| Category | Bathtubs |
| Designer | Ludovica+Roberto Palomba con Matteo Bollati y Stefano Contini |
| Materials | Solidsurface |
| Colors | Matt White |
| Dimensions | L. 170 cm, W. 80 cm, H. 57,5 cm |

Product ID - GR030





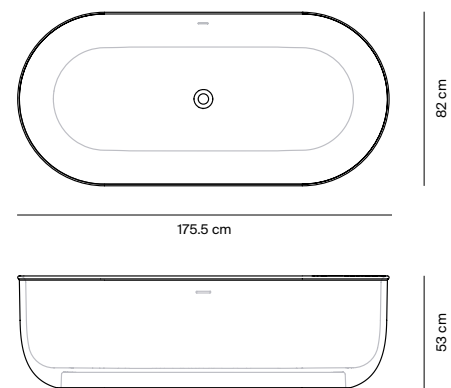


ORIGIN

Topsolid freestanding bathtub. With overflow.
 Bañera exenta en Topsolid. Con rebosadero.

| | |
|------------|--------------------------------|
| Category | Bathtubs |
| Designer | Seung-Young Song |
| Materials | Topsolid |
| Colors | Matt, Glossy |
| Dimensions | L. 105 cm, W. 105 cm, H. 55 cm |

Product ID - OG011



PRIME

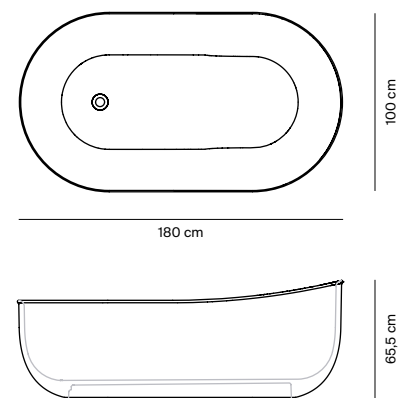
Bañera exenta en Solidsurface. Con rebosadero.
Solidsurface freestanding bathtub. With overflow.

| | |
|------------|---------------------------------|
| Category | Bathtubs |
| Designer | Norm Architects |
| Materials | Solidsurface |
| Colors | Matt White |
| Dimensions | L. 175,5 cm, W. 82 cm, H. 53 cm |

Product ID - PR011





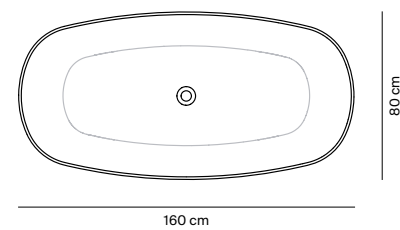


PRIME Suite

Solidsurface freestanding bathtub. With overflow.
 Bañera exenta en Solidsurface. Con rebosadero.

| | |
|------------|----------------------------------|
| Category | Bathtubs |
| Designer | Norm Architects |
| Materials | Solidsurface |
| Colors | Matt White |
| Dimensions | L. 180 cm, W. 100 cm, D. 65,5 cm |

Product ID - PR012



VESTA

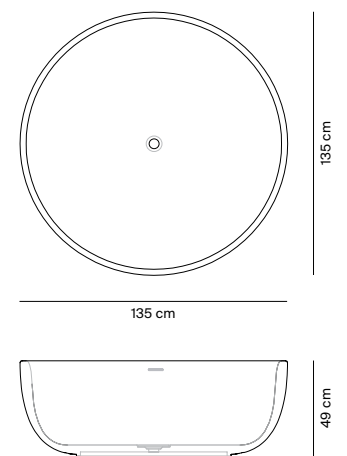
Solidsurface freestanding bathtub. With overflow.
 Bañera exenta en Solidsurface. Con rebosadero.

| | |
|------------|-------------------------------|
| Category | Bathtubs |
| Materials | Solidsurface |
| Colors | Matt White |
| Dimensions | D. 160 cm, W. 80 cm, H. 55 cm |

Product ID - BA005





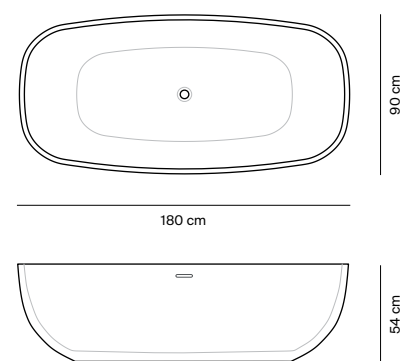


MOON

Solidsurface freestanding bathtub. With overflow.
 Bañera exenta en Solidsurface. Con rebosadero.

| | |
|------------|--------------------------------|
| Category | Bathtubs |
| Materials | Solidsurface |
| Colors | Matt White |
| Dimensions | L. 135 cm, W. 135 cm, H. 49 cm |

Product ID - BA001



TEMPLE

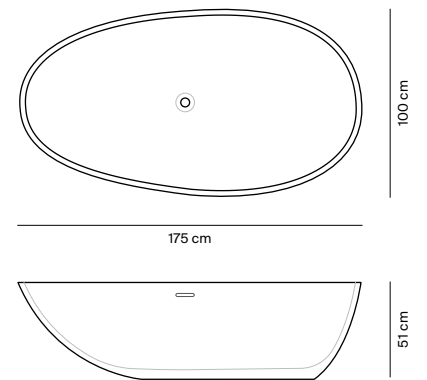
Solidsurface freestanding bathtub. With overflow.
 Bañera exenta en Solidsurface. Con rebosadero.

| | |
|------------|-------------------------------|
| Category | Bathtubs |
| Materials | Solidsurface |
| Colors | Matt White |
| Dimensions | L. 180 cm, W. 90 cm, H. 54 cm |

Product ID - BA002







GOUT

Solidsurface freestanding bathtub. With overflow.
 Bañera exenta en Solidsurface. Con rebosadero.

| | |
|------------|--------------------------------|
| Category | Bathtubs |
| Materials | Solidsurface |
| Colors | Matt White |
| Dimensions | L. 175 cm, W. 100 cm, H. 51 cm |

Product ID - BA003



Accessories





FORMA

Freestanding towel rack.
Toallero autoportante.

| Category | Accessories |
|------------|---|
| Designer | Ludovica+Roberto Palomba with M. Bollati y S. Contini |
| Materials | Galvanic or powder coated steel |
| Colors | Cr/CrN/IC/GrC/OB/OC/NM/BM |
| Dimensions | L. 56,4 cm, W. 16 cm, H. 76 cm |

Product ID - FM028



ORIGIN

Freestanding towel rack with tray.
Toallero-bandeja autoportante.

| Category | Accessories |
|------------|-------------------------------------|
| Designer | Seung-Yong Song |
| Materials | Solid oak, powder coated steel |
| Colors | S3 Wild Oak colors / Lacquer colors |
| Dimensions | L. 27 cm, W. 58 cm, H. 80 cm |

Product ID - OG200 / OG200C



ORIGIN

Freestanding towel rack.
Toallero autoportante.

| Category | Accessories |
|------------|------------------------------|
| Designer | Seung-Yong Song |
| Materials | Powder coated steel |
| Colors | Lacquer colors |
| Dimensions | L. 51 cm, W. 22 cm, H. 80 cm |

Product ID - OG201 / OG201C



FORMA

Side tables.
Mesitas.

| Category | Accessories |
|------------|---|
| Designer | Ludovica+Roberto Palomba with M. Bollati y S. Contini |
| Materials | Galvanic or powder coated steel |
| Colors | Cr/CrN/IC/GrC/OB/OC/NM/BM |
| Dimensions | L. 44,7 cm, W. 46 cm, H. 32,8 cm / L. 35,4 cm, W. 38,5 cm, H. 46,4 cm |

Product ID - FM020 / FM021 / FM022 / FM023 / FM024 / FM025



ORIGIN

Basket stools.
Taburetes canasto.

| Category | Accessories |
|------------|---|
| Designer | Seung-Yong Song |
| Materials | Solid oak and Lacquered MDF |
| Colors | S3 Wild Oak colors / White 200M |
| Dimensions | L. 42,5 cm, W. 42,5 cm, H. 46,5 cm / L. 44,5 cm, W. 44,5 cm, H. 21,5 cm |

Product ID - OG202 / OG203




TRAY

Side tables.
Mesitas.

| Category | Accessories |
|------------|---|
| Designer | Daniel Debiasi & Federico Sandri |
| Materials | Solid oak and Powder coated steel |
| Colors | S3 Wild Oak colors / 230M or BM |
| Dimensions | L. 38 cm, W. 38 cm, H. 58 cm / L. 38 cm, W. 38 cm, H. 80 cm |

Product ID - TR260 / TR261



TRAY

Side tables.
Mesitas.

| Category | Accessories |
|------------|---|
| Designer | Daniel Debiasi & Federico Sandri |
| Materials | Solid oak, powder coated steel |
| Colors | S3 Wild Oak colors, 230M / 233M |
| Dimensions | L. 22 cm, W. 54 cm, H. 58 cm / L. 22 cm, W. 80 cm, H. 58 cm |

Product ID - TR262 / TR263



BIVIO

Freestanding towel rack with plate.
Toallero-bandeja autoportante.

| Category | Accessories |
|------------|--|
| Designer | Daniel Debiasi & Federico Sandri |
| Materials | Lacquered MDF / Marble and powder coated steel |
| Colors | 200T or 221T / Black or white marble, 200T or 221T |
| Dimensions | L. 32 cm, W. 62 cm, H. 70 cm |

Product ID - BV264



BIVIO

Freestanding side plates.
Bandejas Autoportantes.

| Category | Accessories |
|------------|--|
| Designer | Daniel Debiasi & Federico Sandri |
| Materials | Lacquered MDF / Marble and powder coated steel |
| Colors | 200T or 221T / Black or white marble, 200T or 221T |
| Dimensions | L. 28 cm, W. 48,5 cm, H. 88 cm |

Product ID - BV265



BOWL

Basket.
Canasto.

| Category | Accessories |
|------------|--|
| Designer | Arik Levy |
| Materials | Galvanic or powder coated steel, lacquered MDF, Canvas |
| Colors | Copper or lacquer colors, 200B, off-white |
| Dimensions | L. 45 cm, W. 45 cm, H. 45 cm |

Product ID - BW110 / BW111



BOWL

Freestanding towel rack.
Toallero al suelo.

| Category | Accessories |
|------------|--|
| Designer | Arik Levy |
| Materials | Galvanic or powder coated steel, lacquered MDF |
| Colors | Copper or lacquer colors, 200B |
| Dimensions | L. 51 cm, W. 22 cm, H. 87 cm |

Product ID - BW100 / BW101



FLUENT

Freestanding towel rack.
Toallero autoportante.

| Category | Accessories |
|------------|---------------------------------------|
| Designer | Arik Levy |
| Materials | Lacquered MDF and powder coated steel |
| Colors | Lacquer Colors |
| Dimensions | L.28 cm, W. 28 cm, H. 85 cm |

Product ID - FL111



SOAP PUMP

Soap Pump.
Dispensador de jabón.

| | |
|------------|--|
| Category | Accessories |
| Designer | Norm Architects |
| Materials | Stainless Steel, powder coated steel and plastic |
| Colors | Black / White |
| Dimensions | L. 8,5 cm, W. 8,5 cm, H. 11 cm |

Product ID - AC202 / AC203



TOOTHBRUSH HOLDER

Toothbrush Holder.
Portacepillos.

| | |
|------------|--|
| Category | Accessories |
| Designer | Norm Architects |
| Materials | Stainless Steel, powder coated steel and plastic |
| Colors | Black / White |
| Dimensions | L. 8,5 cm, W. 8,5 cm, H. 11 cm |

Product ID - AC200 / AC201



CONTAINER

Container.
Contenedor.

| | |
|------------|--|
| Category | Accessories |
| Designer | Norm Architects |
| Materials | Stainless Steel, powder coated steel and plastic |
| Colors | Black / White |
| Dimensions | L. 8,5 cm, W. 8,5 cm, H. 11 cm |

Product ID - AC204 / AC205



TOILET BRUSH

Toilet brush.
Escobillero.

| | |
|------------|--|
| Category | Accessories |
| Designer | Norm Architects |
| Materials | Stainless Steel, powder coated steel and plastic |
| Colors | Black / White |
| Dimensions | L. 10 cm, W. 10 cm, H. 39,5 cm |

Product ID - AC206 / AC207



PEDAL BIN

Pedal bin.
Papelera con pedal.

| | |
|------------|--|
| Category | Accessories |
| Designer | Norm Architects |
| Materials | Stainless Steel, powder coated steel and plastic |
| Colors | Black / White |
| Dimensions | L. 23,5 cm, W. 23,5 cm, H. 34 cm |

Product ID - AC208 / AC209



TOILET ROLL HOLDER

Toilet roll holder.
Portarollos.

| | |
|------------|---|
| Category | Accessories |
| Designer | Norm Architects |
| Materials | Powder coated aluminium and plated zinc alloy |
| Colors | Black / White |
| Dimensions | L. 14 cm, W. 9 cm, H. 3,5 cm |

Product ID - AC210 / AC211



TOWEL BAR

Towel rail.
Toallero.

| | |
|------------|---|
| Category | Accessories |
| Designer | Norm Architects |
| Materials | Powder coated aluminium and plated zinc alloy |
| Colors | Black / White |
| Dimensions | L. 60 cm, W. 7 cm, H. 3,5 cm |

Product ID - AC214 / AC215

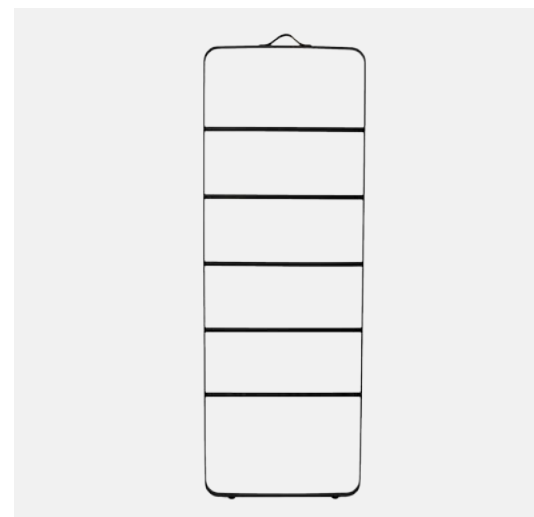


WIPER

Wiper.
Limpia espejos.

| | |
|------------|-------------------------------|
| Category | Accessories |
| Designer | Norm Architects |
| Materials | Silicone and stainless steel |
| Colors | Concrete |
| Dimensions | L. 26 cm, W. 19 cm, H. 2,5 cm |

Product ID - AC216



TOWEL LADDER

Towel rack.
Toallero.

| | |
|------------|--------------------------------------|
| Category | Accessories |
| Designer | Norm Architects |
| Materials | Powder coated steel, ash and leather |
| Colors | Black / White |
| Dimensions | L. 60 cm, W. 3,5 cm, H. 170 cm |

Product ID - AC217 / AC218



NORM FLOOR MIRROR

Floor mirror.
Espejo al suelo.

| | |
|------------|--|
| Category | Accessories |
| Designer | Norm Architects |
| Materials | Powder aluminium, glass mirror and leather |
| Colors | Black / White |
| Dimensions | L. 60 cm, W. 3,5 cm, H. 170 cm |

Product ID - AC219 / AC220



KASCHKASCH FLOOR MIRROR

Floor mirror.
Espejo al suelo.

| | |
|------------|--|
| Category | Accessories |
| Designer | Kaschkasch |
| Materials | Powder coated aluminium and glass mirror |
| Colors | Black / White |
| Dimensions | L. 42 cm, W. 20 cm, H. 175 cm |

Product ID - AC223 / AC224




WARDROPE

Wardrobe with wall mounted unit.
Perchero con sujeción a pared.

| | |
|------------|---------------------|
| Category | Accessories |
| Designer | |
| Materials | Powder coated steel |
| Colors | White |
| Dimensions | H. 300 cm |

Product ID - AC233 / AC234



PEPE MARBLE MIRROR

Mirror.
Espejo.

| | |
|------------|--------------------------------|
| Category | Accessories |
| Designer | Studiopepe |
| Materials | Marble, brass and glass mirror |
| Colors | Black / White |
| Dimensions | L. 25 cm, W. 3 cm, H. 26 cm |

Product ID - AC239 / AC240



JEWELLERY BOX

Jewellery box.
Joyero.

| | |
|------------|-------------------------------|
| Category | Accessories |
| Designer | Theresa Arns |
| Materials | Stained oak / Painted ash |
| Colors | Black Ash / White Oak |
| Dimensions | L. 15 cm, W. 28 cm, H. 4,5 cm |

Product ID - AC244 / AC245



READE TABLE LAMP

Table lamp.
Lámpara de sobremesa.

| | |
|------------|------------------------------|
| Category | Accessories |
| Designer | Søren Rose Studio |
| Materials | Powder coated steel |
| Colors | Black |
| Dimensions | L. 15 cm, W. 15 cm, H. 34 cm |

Product ID - AC255



WARREN WALL LAMP

Wall mounted lamp.
Lámpara de pared.

| | |
|------------|---------------------|
| Category | Accessories |
| Designer | Søren Rose Studio |
| Materials | Powder coated steel |
| Colors | Black |
| Dimensions | L. 62 cm, H. 56 cm |

Product ID - AC256



GM 15 PENDANT

Lamp.
Lámpara.

| | |
|------------|------------------------------|
| Category | Accessories |
| Designer | Grethe Meyer |
| Materials | Painted Steel |
| Colors | Black |
| Dimensions | L. 15 cm, W. 15 cm, H. 12 cm |

Product ID - AC400



TR BULB

Ceiling / Wall lamp.
Lámpara de techo o pared.

| | |
|------------|------------------------------------|
| Category | Accessories |
| Designer | Tim Rundle |
| Materials | Powder coated steel |
| Colors | Black |
| Dimensions | L. 16/20 cm, W. 16/20 cm, H. 22 cm |

Product ID - AC309 / AC310



Taps



Code collection is perfect in combining both functionality and aesthetics, to create synergies of design in every aspect, and to present this in an elegant way. Each tap with its finishes and shapes can be adapted to any environment or piece of bathroom furniture: bathtubs, washbasins, washbasins with a column to the ground or those that are wall mounted or mirror mounted taps.



CODE MINI BASIN

Mixer tap.
Monomando lavabo.

| | |
|------------|---|
| Category | Taps |
| Materials | Brass |
| Colors | Cr / NM / BM / CrN / GrC / IC / OB / OC |
| Dimensions | L. 35 cm, W. 129 cm, H. 134 cm |

Product ID - CD021



CODE BASIN

Mixer tap.
Monomando lavabo.

| | |
|------------|---|
| Category | Taps |
| Materials | Brass |
| Colors | Cr / NM / BM / CrN / GrC / IC / OB / OC |
| Dimensions | L. 40 cm, W. 155 cm, H. 160 cm |

Product ID - CD026



CODE HIGH LOW BASIN

Mixer tap.
Monomando lavabo.

| | |
|------------|---|
| Category | Taps |
| Materials | Brass |
| Colors | Cr / NM / BM / CrN / GrC / IC / OB / OC |
| Dimensions | L. 40 cm, W. 183 cm, H. 320 cm |

Product ID - CD030



CODE HIGH BASIN

Mixer tap.
Monomando lavabo.

| | |
|------------|---|
| Category | Taps |
| Materials | Brass |
| Colors | Cr / NM / BM / CrN / GrC / IC / OB / OC |
| Dimensions | L. 40 cm, W. 183 cm, H. 420 cm |

Product ID - CD032



CODE SUPER HIGH BASIN

Mixer tap.
Monomando lavabo.

| | |
|------------|---|
| Category | Taps |
| Materials | Brass |
| Colors | Cr / NM / BM / CrN / GrC / IC / OB / OC |
| Dimensions | L. 40 cm, W. 183 cm, H. 610 cm |

Product ID - CD031



CODE FREESTANDING BASIN

Freestanding basin mixer tap.
Monomando lavabo freestanding.

| | |
|------------|---|
| Category | Taps |
| Materials | Brass |
| Colors | Cr / NM / BM / CrN / GrC / IC / OB / OC |
| Dimensions | L. 40 cm, W. 183 cm, H. 1010 cm |

Product ID - CD023 + PI023



CODE WALL MOUNTED BASIN

Wall mounted basin mixer tap.
Monomando lavabo a pared.

| | |
|------------|---|
| Category | Taps |
| Materials | Brass |
| Colors | Cr / NM / BM / CrN / GrC / IC / OB / OC |
| Dimensions | L. 65 cm, W. 69 cm, H. 180 cm |

Product ID - CD019 + PI019



CODE BIDET

Bidet mixer tap.
Monomando bidet.

| | |
|------------|---|
| Category | Taps |
| Materials | Brass |
| Colors | Cr / NM / BM / CrN / GrC / IC / OB / OC |
| Dimensions | L. 40 cm, W. 145 cm, H. 160 cm |

Product ID - CD045



CODE WALL MOUNTED BATHTUB

Wall mounted bath mixer tap with hand shower & holder.
Monomando Bañera a pared con ducha de mano.

| | |
|------------|---|
| Category | Taps |
| Materials | Brass |
| Colors | Cr / NM / BM / CrN / GrC / IC / OB / OC |
| Dimensions | L. 265 cm, W. 180 cm, H. 185 cm |

Product ID - CD096 + PI096



CODE FREESTANDING BATHTUB

Freestanding bath mixer tap with hand shower & holder.
Monomando Bañera freestanding con ducha de mano.

| | |
|------------|---|
| Category | Taps |
| Materials | Brass |
| Colors | Cr / NM / BM / CrN / GrC / IC / OB / OC |
| Dimensions | L. 23 cm, W. 958 cm, H. 314 cm |

Product ID - CD061 + PI061




CODE HAND SHOWER AND MIXER

Wall mounted hand shower & holder with diverter and concealed shower mixer 1/2".
Ducha de mano con inversor + Monomando empotrado de ducha 1/2"

| | |
|------------|---|
| Category | Taps |
| Materials | Brass |
| Colors | Cr / NM / BM / CrN / GrC / IC / OB / OC |
| Dimensions | L. 153,5 cm, W. 69 cm, H. 185 cm |

Product ID - CD086 + PI086



CODE SHOWER MIXER

Concealed shower mixer 1/2".
Monomando empotrado de ducha 1/2"

| | |
|------------|---|
| Category | Taps |
| Materials | Brass |
| Colors | Cr / NM / BM / CrN / GrC / IC / OB / OC |
| Dimensions | L. 65 cm, W. 86,5 cm, H. 69 cm |

Product ID - CD083 + PI083



CODE THERMOSTATIC SHOWER 1

Concealed thermostatic and cut-off valve 3/4".
Termostático empotrado con válvula de cierre 3/4"

| | |
|------------|---|
| Category | Taps |
| Materials | Brass |
| Colors | Cr / NM / BM / CrN / GrC / IC / OB / OC |
| Dimensions | L. 130 cm, W. 81 cm, H. 250 cm |

Product ID - CD100 + PH100



CODE THERMOSTATIC SHOWER 2

Concealed thermostatic and 1 diverter with 2 outlets 3/4".
Termostático empotrado + 1 inversor con 2 salidas 3/4"

| | |
|------------|---|
| Category | Taps |
| Materials | Brass |
| Colors | Cr / NM / BM / CrN / GrC / IC / OB / OC |
| Dimensions | L. 130 cm, W. 81 cm, H. 250 cm |

Product ID - CD101 + PH101



CODE WALL MOUNTED HEAD SHOWER

Shower head.
Alcachofa con brazo de ducha.

| | |
|------------|---|
| Category | Taps |
| Materials | Brass |
| Colors | Cr / NM / BM / CrN / GrC / IC / OB / OC |
| Dimensions | L. 250 cm, W. 425 cm, H. 156 cm |

Product ID - CD070



CODE CEILING HEAD SHOWER

Shower head.
Alcachofa a techo.

| | |
|------------|---|
| Category | Taps |
| Materials | Brass |
| Colors | Cr / NM / BM / CrN / GrC / IC / OB / OC |
| Dimensions | L. 250 cm, W. 250 cm, H. 100 cm |

Product ID - CD071



CODE HAND SHOWER

Wall mounted hand shower & holder.
Ducha de mano completa.

| | |
|------------|---|
| Category | Taps |
| Materials | Brass |
| Colors | Cr / NM / BM / CrN / GrC / IC / OB / OC |
| Dimensions | L. 42 cm, W. 65 cm, H. 185 cm |

Product ID - CD020

FINISHES / ACABADOS



Glossy Chrome / Cromo brillo Cr



Brushed Inox / Inox cepillado IC



Glossy Black Chrome / Cromo Negro brillo CrN



Brushed Graphite / Grafito cepillado GrC



Glossy Gold / Oro brillo OB



Brushed Gold / Oro cepillado OC



White black / Blanco mate BM

































Matt black / Negro mate NM

3































Finishes

Lacquer Colors

| | | |
|--|--|---|
|  |  |  |
| Blanco 200 | Mosto 299 | Vespa 266 |
|  |  |  |
| Negro 221 | Tierra 267 | Humo 281 |
|  |  |  |
| Negro Antiguo 292 | Forest 239 | Desert 237 |
|  |  |  |
| Marengo 230 | Quemado 199 | Havana 243 |
|  |  |  |
| Plomo 287 | Tierra Verde 298 | Vapor 282 |
|  |  |  |
| Granito 262 | Lava 297 | Ceniza 231 |
|  |  |  |
| Tabaco 244 | Country 238 | Niebla 283 |
|  |  |  |
| Lodo 198 | Pizarra 278 | Dune 236 |
|  |  |  |
| Verde Antiguo 222 | Dragón 254 | Crema 240 |
|  |  |  |
| Uva 256 | Acero 295 | Hielo 257 |

EN All colours are available in Glossy Lacquer (LB), Matt Lacquer (LM), Textured Lacquer (LT), Glossy Glass (CB) and Matt Glass (CM). Any colour from the RAL /NCS can also be made with an increase of 250 Points on top of the retail price.

ES Todos los colores se encuentran disponibles en los acabados Laca Brillo (LB), Laca Mate (LM), Laca Texturizada (LT), Cristal Brillo (CB) y Cristal Mate (CM). Realizamos colores bajo la carta RAL / NCS con un incremento de 250 Puntos PVP por pedido.

| | | |
|---|--|---|
|  |  |  |
| Seda 253 | Zafiro 269 | Rosado 196 |
|  |  |  |
| Piedra 245 | Oceano 227 | Coral 247 |
|  |  |  |
| Cuarzo 279 | Musgo 290 | Teja 246 |
|  |  |  |
| Cemento 259 | Verde Militar 293 | Albero 225 |
|  |  |  |
| Agua 258 | Salvia 296 | Caña 294 |
|  |  |  |
| Hierro 260 | Tangelo 197 | Mostaza 285 |
|  |  |  |
| Lluvia 261 | India 289 | Avellana 288 |
|  |  |  |
| Murano 277 | Terracota 228 | Avena 232 |
|  |  |  |
| Ultramar 263 | Pardo 234 | Ocre 286 |
|  |  |  |
| Turquesa 276 | Palo 284 | Sombra 291 |

Woods

S3 WILD OAK / ROBLE SALVAJE



Tanned Wild Oak

551



Dried Wild Oak

553



Burned Wild Oak

554




Grey Wild Oak

555



Bronzed Wild Oak

556



Smoked Wild Oak

557



Light Wild Oak

500



Pale Wild Oak

501



Natural Wild Oak

502



Toasted Wild Oak

503




Heritage Wild Oak

504



Graphite Wild Oak

505



Carbon Wild Oak

507

S1 SAWN OAK / ROBLE ASERRADO



Light Sawn Oak

440



Natural Sawn Oak

442



Tanned Sawn Oak

451



Dried Sawn Oak

453



Burned Sawn Oak

454



Grey Sawn Oak

455



Smoked Swan Oak


457

S1 NATURAL WOODS / MADERAS NATURALES



Nogal Natural

430



Nogal Natural Blanqueado

431



Roble Natural Blanqueado

400



Roble Natural

401



Roble Natural Nuez

402



Roble Natural Gris

404



Roble Natural Wengué

405

Materials

MARBLE / MÁRMOL




White Carrara

MC



Pietra Grey


MP




Black Marquina

MN

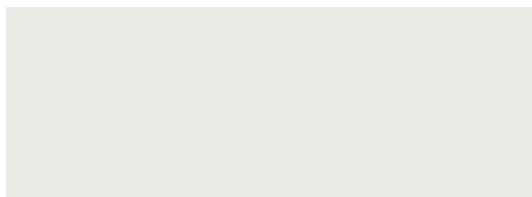
COMPOSITE SURFACES / RESINAS




Corian® by Dupont (matt Glacier White)



Topsolid M (matt white)



Topsolid B (glossy white)



Solidsurface (matt white)




Cementsolid (matt grey)

EN (*) All the colours from our color chart are available in Glossy lacquered glass (CB) and Matt lacquered glass (CM). Any colour from the RAL / NCS can also be made with an increase of 250 Points on top of the retail price.

ES (*) Todos los colores, de la carta de colores inbani, se encuentran disponibles en los acabados Cristal brillo lacado (CB) y Cristal mate lacado (CM). Realizamos colores bajo la carta RAL / NCS con un incremento de 250 Puntos PVP por pedido.

POWDER COATING / RECUBRIMIENTOS




Matt white / Blanco mate

BM



Matt black / Negro mate

NM




Textured matt Blanco Hueso / Blanco Hueso mate texturizado

233T



Textured matt Marengo / Marengo mate texturizado

230T



Textured matt white / Blanco mate texturizado

200T



Textured matt Black / Negro mate texturizado

221T

METALLIC / METÁLICOS



Glossy Chrome / Cromo brillo

Cr



Brushed Inox / Inox cepillado

IC



Glossy Black Chrome / Cromo Negro brillo

CrN



Brushed Graphite / Grafito cepillado

GrC



Glossy Gold / Oro brillo

OB



Brushed Gold / Oro cepillado

OC



Glossy Copper / Cobre brillo

Cu


GLASS & MIRROR / CRISTALES Y ESPEJOS



Matt lacquered glass* / Cristal mate lacado*




Glossy lacquered glass* / Cristal brillo lacado*




Transparent glass / Cristal transparente



Grey glass / Cristal gris



Bronze glass / Cristal bronce



Mirror / Espejo



Grey mirror / Espejo gris



Bronze mirror / Espejo bronce

4

Appendix



archiproducts
DESIGN AWARDS
WINNER

DESIGN PLUS



GERMAN
DESIGN
AWARD
WINNER
2016



reddot award 2015
winner



product
best of best

Throughout our career we have received a wide variety of international awards such as Reddot, Iconic, Delta, German Design and Design Plus. These honours are recognition of our commitment to hard work, which makes us immensely proud, but more importantly they give us greater confidence in undertaking future projects at the hands of our designers.

| Name | Collection / Product | Year |
|--------------------------------------|----------------------|------|
| Design Plus | Forma collection | 2019 |
| Design Plus | Giro washbasin | 2019 |
| Archiproducts Design Awards | Giro washbasin | 2018 |
| Archiproducts Design Awards | Prime bathtub | 2017 |
| Design Plus | Origin collection | 2017 |
| German Design award. Winner | Bowl collection | 2016 |
| German Design award. Special mention | Fluent collection | 2016 |
| Design Plus | Bowl collection | 2015 |
| Red Dot Award | Fluent collection | 2015 |
| iconic Awards. Product best of best | Bowl collection | 2015 |
| Selection Delta ADI-FAD | Vase collection | 2013 |
| Selection Delta ADI-FAD | Structure collection | 2012 |
| Design Plus | Tambo collection | 2007 |
| Selection Delta ADI-FAD | Ela collection | 2007 |

© 2019 Copyright Inbani Design, S.L.

Esta publicación no puede ser reproducida en todo o en parte, sin el permiso escrito del editor. Todos los modelos están protegidos mediante patente internacional.

This publication may not be reproduced in whole or in part in any manner whatsoever without the written permission of the publisher. All are protected by international patent.

Inbani Design, S.L.
P.I. Atalayas, C/ Libra 49
03114 Alicante
Spain

Marketing management:
Fran Serrano

Graphic project:
Art direction & Design by Christian Møller Andersen

Pictures:
Concept and set design by Elisa Ossino Studio, Odosdesign, Javier Guerrero
Photography by Kasia Gatkowska, Javier Guerrero, Ángel Segura, Eduardo Pérez, David Zarzoso

Thanks to:
Mutina, Viccarbe, Sancal, Menu, Vibia, GAN rugs, Blo-mus, Camp Design Gallery, Catellani&Smith, Desalto, Edizioni Design, Ferm Living, Koh-I-Noor, Milán Iluminación, NanBan, Nemo Lighting, Officina Parfum, Skjalm, Tine K, Palau de Casavells, Bruno Ollé, Ivan Franco Fraga, Decor-Walther

First Edition, 2019

E: info@inbani.com
T: +34 965 106 465

